



**PERFORMANCE BUDGET  
2021-2022**

**HEALTH AND FAMILY  
WELFARE DEPARTMENT**

## CONTENTS

<b>Sl. No.</b>	<b>Name of the Directorate</b>	<b>Page No.</b>
1	Introduction	1 - 2
2	Medical Education	3 - 46
3	Medical and Rural Health Services	47 – 63
4	Public Health and Preventive Medicine	64 – 100
5	Family Welfare Programme	101 – 104
6	Indian Medicine and Homoeopathy	105 – 137
7	Food Safety and Drug Administration	138 – 149
8	Tamil Nadu State Health Transport Department	150-154
9	National Health Mission / State Health Society – Tamil Nadu	155-164
10	Tamil Nadu Urban Healthcare Project	165-169
11	Tamil Nadu Health System Reform Program	170-173
12	Tamil Nadu Medical Services Corporation Limited	174-180
13	Tamil Nadu State Aids Control Society	181-189
14	Medical Services Recruitment Board	190-195
15	Chief Minister's Comprehensive Health Insurance Scheme	196-202
16	"108" Ambulance Service	203-205

## Chapter - 1

### INTRODUCTION

**1.1** Government of Tamil Nadu is keen to ensure quality primary / secondary / tertiary health care to the Urban / Rural people of the State.

**1.2** Various healthcare initiatives of the State such as Tamil Nadu Medical Service Corporation, Birth companion Programme Chief Ministers Comprehensive Health Insurance Scheme etc., have been adopted by various other States in India. The current Infant Mortality Rate of the State is 15 (Sample Registration System 2018), which is well below the 12<sup>th</sup> plan national target of 25 per 1,000 live births. The State ranks as the second lowest among the major States in the country for this indicator. Against the National target of 100 per lakh live births for the Maternal Mortality Ratio, the State had already achieved a Maternal Mortality Ratio of 60 as per Sample Registration System 2016-2018. The achievements in the vital health indicators are due to the strenuous efforts taken by this Government. The State has also achieved replacement level and the current Total Fertility Rate is 1.6 which is one of the lowest in the country and is maintained for the last three years. The performance of Tamil Nadu on the health front has been appreciated by the Common Review Mission of the Government of India and other various Independent Review Missions.

**1.3** The details of the employees working under the Health and Family Welfare Department are as follows:

<b>Sl. No.</b>	<b>Name of the Department</b>	<b>No. of posts Sanctioned</b>
1.	Directorate of Public Health and Preventive Medicine	52,629
2.	Directorate of Medical Education	53,177
3.	Directorate of Medical and Rural Health Services	21,379
4.	Commissionerate of Indian Medicine and Homoeopathy	4,296
5.	Directorate of Family Welfare	3,348
6.	Commissionerate of Food Safety and Drugs Administration	904
7.	Directorate of Drugs Control	494
8.	Tamil Nadu State Health Transport Department	669
9.	Medical Services Recruitment Board	23
	<b>TOTAL</b>	<b>136,919</b>

**1.4** Apart from this, the details of the staff position of the various Mission, Projects and Programmes, some are deputation and other continue till the completion of the Projects or Programme, are as follows:

a.	National Health Mission – Tamil Nadu	7,977
b.	Tamil Nadu State AIDS Control Society (including contractual staff)	2,889
c.	Tamil Nadu Medical Services Corporation	521
d.	Tamil Nadu Health System Project	
	i. Tamil Nadu Urban Health care Project	46
	ii. Chief Minister’s Comprehensive Health Insurance Scheme	28
	iii. Tamil Nadu Health System Reform Program	61
	iv. Tamil Nadu Emergency Management Service	6
	Total	11,528

Certain specific contracted staff under State Health Society and other outsourced staff are not included.

**1.5** The details of various programmes implemented by this department and policies on various health issues have been detailed in the policy note. The function and performance of the various Directorates and Programmes are detailed in the following chapters.

## Chapter - 2

### MEDICAL EDUCATION

**2.1** The Directorate of Medical Education is managing the Medical Colleges and Teaching Institutions and Hospitals attached to them. The Department has a twin role of ensuring effective and accessible tertiary care for treatment of diseases and provision of health services and also creating adequate human resources for this sector. The Director of Medical Education is the head of department.

**2.2** The Directorate has 36 Medical Colleges, 2 Dental Colleges and a Super Specialty Hospital under it, in addition to the Hospitals and Dispensaries attached to the various Medical Colleges. Brief details of the Hospitals attached to the Medical Colleges are given below:

Sl. No.	Name of the Medical Colleges		Name of the attached Hospitals
1	Madras Medical College, Chennai	1	Rajiv Gandhi Government General Hospital, Chennai Dispensaries attached: i) Secretariat Dispensary, Chennai ii) Government MLA Hostel Dispensary, Chennai iii) Raj Bhavan Dispensary, Guindy, Chennai iv) Madras High Court Dispensary, Chennai v) Government Dispensary, Queen Mary's College, Chennai vi) Chepauk Dispensary, Chennai vii) Government Lady Willington Dispensary, Chennai
		2	Regional Institute of Ophthalmology and Government Ophthalmic Hospital, Chennai
		3	Institute of Obstetrics and Gynecology and Government Hospital for Women and Children, Chennai
		4	Government Institute of Rehabilitation Medicine, K.K. Nagar, Chennai
		5	Institute of Child Health and Hospital for Children, Chennai
		6	Institute of Social Obstetrics and Government Kasturba Gandhi Hospital for Women and Children and General Hospital, Chennai
		7	Institute of Thoracic Medicine, Chetpet, Chennai
		8	Institute of Mental Health, Chennai
		9	Government Peripheral Hospital, Periyar Nagar, Chennai

2	Government Stanley Medical College, Chennai	10	Government Stanley Hospital, Chennai (including Government Peripheral, Tondiarpet, Chennai) Dispensaries attached (i) Government Press Dispensary, Chennai
		11	Government RSRM Lying-in Hospital, Chennai
		12	Government Hospital for Thoracic Medicine, Tambaram, Chennai
3	Government Kilpauk Medical College, Chennai	13	Government Kilpauk Medical College Hospital, Chennai (including Peripheral Hospital, Anna Nagar) Dispensaries attached i) Modern Medicine Dispensary, Chennai ii) Government Foreshore Estate Dispensary, Chennai iii) Tod Hunter Nagar Dispensary, Chennai iv) DPI Complex Dispensary, Chennai
		14	Government Tiruvotteeswarar Hospital for Thoracic Medicine, Otteri, Chennai
		15	Government Royapettah Hospital, Chennai-14 (including Government Peripheral Hospital, K.K. Nagar)
4	Government Medical College, Chengalpattu	16	Government Medical College Hospital, Chengalpattu
		17	Government Arignar Anna Memorial Cancer Institute, Kancheepuram
		18	Government Arignar Anna Memorial Cancer Hospital, Karapettai, Kancheepuram
5	Government Medical College, Thanjavur	19	Government Medical College Hospital, Thanjavur
		20	Government Raja Mirasdar Hospital, Thanjavur
6	Government Medical College, Madurai	21	Government Rajaji Hospital, Madurai (including) i) Government Hospital, Balarangapuram, Madurai ii) Government Infectious Disease Hospital, Thoppur, Madurai iii) Government Cholera Collection Centre, Thoppur, Madurai iv) Government Hospital for Thoracic Medicine, Thoppur, Madurai Dispensaries attached v) Government High Court Dispensary, Madurai
7	Government Medical College, Tirunelveli	22	Government Medical College Hospital, Tirunelveli including PA. Ramaswamy Memorial Government Hospital, Kandigaiperi, Tirunelveli
8	Government Medical College, Coimbatore	23	Government Medical College Hospital, Coimbatore

9	Government Mohan Kumaramangalam Medical College, Salem	24	Government Mohan Kumaramangalam Medical College Hospital, Salem
10	K.A.P.Viswanatham Government Medical College, Tiruchirapalli	25	Mahatma Gandhi Memorial Government Hospital, Tiruchirapalli (including) i) Government College of Physiotherapy, Tiruchirapalli. ii) Government Rajaji T.B.Hospital, Tiruchirapalli.
11	Government Medical College, Thoothukudi	26	Government Medical College Hospital, Thoothukudi
12	Government Medical College, Vellore	27	Government Medical College Hospital, Vellore
13	Government Medical College, Kanyakumari	28	Government Medical College Hospital, Kanyakumari
14	Government Medical College, Theni	29	Government Medical College Hospital, Theni
15	Government Medical College, Dharmapuri	30	Government Medical College Hospital, Dharmapuri
16	Government Medical College, Villupuram	31	Government Medical College Hospital, Villupuram
17	Government Medical College, Thiruvarur	32	Government Medical College Hospital, Thiruvarur
18	Government Medical College, Thiruvannamalai	33	Government Medical College Hospital, Thiruvannamalai
19	Government Medical College, Sivagangai	34	Government Medical College Hospital, Sivagangai
20	Government Medical College at Omandurar Government Estate, Chennai	35	Government Medical College Hospital at Omandurar Government Estate, Chennai
21	Government Medical College, Karur	36	Government Medical College Hospital, Karur
22	Government Employees' State Insurance (ESI) Medical College, Coimbatore	37	Government ESI Hospital, Coimbatore
23	Government Medical College, Pudukottai	38	Government Medical College Hospital, Pudukottai
24	Government Medical College, Erode	39	Government Medical College Hospital, Erode
25	Government Medical College, Dindigul	40	Government Medical College Hospital, Dindigul
26	Government Medical College, Ramnathapuram	41	Government Medical College Hospital, Ramnathapuram

27	Government Medical College, Virudhunagar	42	Government Medical College Hospital, Virudhunagar
28	Government Medical College, The Nilgiris	43	Government Medical College Hospital, The Nilgiris
29	Government Medical College, Tirupur	44	Government Medical College Hospital, Tirupur
30	Government Medical College, Namakkal	45	Government Medical College Hospital, Namakkal
31	Government Medical College, Nagapattinam	46	Government Medical College Hospital, Nagapattinam
32	Government Medical College, Krishnagiri	47	Government Medical College Hospital, Krishnagiri
33	Government Medical College, Thiruvallur	48	Government Medical College Hospital, Thiruvallur
34	Government Medical College, Ariyalur	49	Government Medical College Hospital, Ariyalur
35	Government Medical College, Kallakurichi	50	Government Medical College Hospital, Kallakurichi
36	Tamil Nadu Government Dental College, Chennai	51	Tamil Nadu Government Dental College Hospital, Chennai
37	Government Medical College and Hospital, Cuddalore	52	Government Medical College Hospital, Cuddalore
38	Government Dental College, Cuddalore	53	Government Dental College Hospital, Cuddalore
		54	Tamil Nadu Government Multi Super Speciality Hospital at Omandurar Government Estate, Chennai
		55	King Institute of Preventive Medicine and Research, Guindy, Chennai



**2.3 Number of Seats available in Under Graduate Degree and Post Graduate Diploma courses are given in Tables below:**

<b>Sl. No.</b>	<b>Name of the Institution</b>	<b>MBBS</b>	<b>BDS</b>	<b>B. Pharm</b>	<b>DIP. In Diabetlogy</b>
1	Madras Medical College, Chennai.	250		60	3
2	Government Stanley Medical College, Chennai.	250			
3	Government Kilpauk Medical College, Chennai.	150			
4	Government Medical College, Chengalpattu	100			
5	Government Medical College, Madurai.	250		60	
6	Government Medical College, Thanjavur.	150			
7	Government Medical College, Coimbatore.	200			
8	Government Mohan Kumaramangalam Medical College, Salem.	100			
9	Government Medical College, Tirunelveli.	250			
10	Government Medical College, Thoothukudi	150			
11	K.A.P. Viswanatham Government Medical College, Tiruchirapalli.	150			
12	Government Medical College, Kanyakumari	150			
13	Government Medical College Vellore	100			
14	Government Medical College Theni	100			
15	Government Medical College, Dharmapuri	100			
16	Government Medical College, Villupuram.	100			
17	Government Medical College, Thiruvarur.	100			
18	Government Medical College, Sivagangai.	100			
19	Government Medical College, Thiruvannamalai	100			
20	Government Medical College, Omandurar Government Estate, Chennai	100			
21	Government ESI Medical College, Coimbatore	100			
22	Government Medical College, Pudukottai	150			
23	Government Medical College, Karur	150			
24	Government Medical College, Erode	100			
25	Government Medical College, Ariyalur	150			
26	Government Medical College, Dindigul	150			
27	Government Medical College, Kallakuruchi	150			
28	Government Medical College, Krishnagiri	150			
29	Government Medical College, Nagapattinam	150			
30	Government Medical College, Namakkal	100			

31	Government Medical College, The Nilgris	150			
32	Government Medical College, Ramanathapuram	100			
33	Government Medical College, Tiruvallur	100			
34	Government Medical College, Tirupur	100			
35	Government Medical College, Virudhunagar,	150			
36	Tamil Nadu Government Dental college, Chennai		100		
37	Government Dental College, Cuddalore		100		
38	Government Medical College and Hosptial, Cuddalore	150			
	<b>TOTAL</b>	<b>5,050</b>	<b>200</b>	<b>120</b>	<b>3</b>

## 2.4 Post Graduate Courses and Higher Specialities:

SI. No.	Name of the Institution	M.D.	M.S.	M.Ch.	D.M.	M.D.S	M. Pharm	M.Sc. (Virology)	M.Sc. (Nursing)	M.Phil in Clinical Social Work	M.P.T	M.Phil in Clinical Psychology	Total
1	Madras Medical College, Chennai	308	166	65	64		40		40				683
2	Government Stanley Medical College, Chennai	134	77	25	27					15			278
3	Kilpauk Medical College, Chennai	91	49	18	20								178
4	Government Medical College, Thanjavur	64	47	6	12								129
5	Government Medical College, Tirunelveli	88	52	19	11								170
6	Government Medical College, Madurai	126	84	20	27		22		25				304
7	Government Medical College, Coimbatore	74	44	13	11								142
8	Government Medical College, Chengalpattu	58	31	12	10								111
9	Government Mohan Kumaramangalam Medical College, Salem.	53	36	6	12								107
10	K.A.P. Viswanatham Government Medical College, Tiruchirapalli	65	34	4									103
11	Government Medical College, Kanyakumari	20	25	3	2								50
12	Government Medical College, Theni	25	18										43
13	Government Medical College, Vellore	22	22										44

14	Government Medical College, Thoothukudi	26	21	3									50
15	Government Medical College, Dharmapuri	15	23										38
16	Government Medical College, Villupuram	24	21										45
17	Government Medical College, Thiruvarur	17	15										32
18	Government Medical College and Hosptial, Cuddalore.	65	46			20			36		10		177
19	Tamil Nadu Dr. MGR Medical University	5											5
20	Government Chennai Medical College, Omandurar Estate, Chennai	15	13										28
21	Government Medical College, Tiruvannamalai.	16	14										30
22	Government Medical College, Sivagangai	13	8										21
23	Government Medical College, Erode	2	4										6
24	Tamil Nadu Government Dental College, Chennai					42							42
25	Institute of Mental Health, Chennai										10		10
26	King Institute of Preventive Medicine and Research, Guindy							21					21
	<b>TOTAL</b>	<b>1326</b>	<b>850</b>	<b>194</b>	<b>196</b>	<b>62</b>	<b>62</b>	<b>21</b>	<b>101</b>	<b>15</b>	<b>10</b>	<b>10</b>	<b>2847</b>

## 2.5. Sanctioned Seats in Para Medical Courses:

SI No	Name of the College	B.Sc. Nursing	Post Basic B.Sc. Nursing*	Dip. Nursing	D.Pharm	B.Sc Optometry	B.P.T	BASLP **	B.Sc [Radiography & Imaging Technology]	B.Sc (Cardio Pulmonary perfusion)	B.Sc [Radio-Therapy Technology]	B. Pharm	B. Pharm (lateral)
(1)	(2)	(3)	(4)	(5)	(6)	(7)	(8)	(9)	(10)	(11)	(12)	(13)	(14)
1	Madras Medical College, Chennai	50	40	100		20		25	20	10	20	60	6
2	Government Stanley Medical College, Chennai			100		5			20	5			
3	Government Medical College, Madurai	50		100	120	20						60	6
4	Government Medical College, Thanjavur			100	60				20	10			
5	Government Kilpauk Medical College, Chennai			100							10		
6	Government Medical College, Chengalpattu	50		100		20			20				
7	Government Medical College, Tirunelveli			100					20	10			
8	Government Medical College, Coimbatore			100	60				10				
9	Government Mohan Kumara Mangalam Medical College, Salem	50	50	100									
10	K.A.P.Viswanatham Government Medical College, Tiruchirapalli			100		20			20				

11	Government Medical college, Thoothukudi			100									
12	Government Medical college, Nagercoil			50									
13	Government Medical College, Vellore			100					10				
14	Government Medical College, Theni	50		100									
15	Government Medical College, Villupuram					20			20				
16	Government Medical College, Pudukottai								20				
17	Government Medical College, Thiruvarur								20				
18	Government Medical College and Hospital, Cuddalore	100		20			30						
19	Government Medical College, Dharmapuri					10							
20	Government Institute of Rehabilitation Medicine, K.K. Nagar, Chennai						25						
21	Government College of Physiotherapy, Tiruchirapalli						25						
22	Government Head Quarters Hospital, Kancheepuram			50									
23	Government Head Quarters Hospital, Cuddalore			50									
24	Government Medical College, Ramanathapuram			100									
25	Government Medical College, Dindigul			50									

26	Government Medical College, The Nilgiris			50									
27	Government Medical College, Tiruppur			100									
28	Government Medical College, Nagapattinam			100									
29	Government Medical College, Virudhunagar			100									
30	Government Medical College and Nursing School, Erode			60									
31	Institute of Social Obsterics and Government Kasturba Gandhi Hospital for women and Children and General Hospital, Chennai			50									
<b>Total</b>		<b>350</b>	<b>90</b>	<b>2080</b>	<b>240</b>	<b>115</b>	<b>80</b>	<b>25</b>	<b>200</b>	<b>35</b>	<b>30</b>	<b>120</b>	<b>12</b>

**\* For trained Nurses \*\* (Bachelor of Audiology and Speech Language Pathology)**

SI No	Name of the College	B.Sc Medical Lab. Tech	B.Sc Operation Theatre & Anaes. Tech	B.Sc Cardiac Tech	B.Sc Critical Care Tech	B.Sc Dialysis Tech	B.Sc Physician Assistant	B.Sc Accident & Emer. Care Tech	B.Sc Respiratory Therapy Tech	B.O.T.,	B.sc Neuro Electro Physiology	B.sc. Clinical Nutrition	Total
(1)	(2)	(15)	(16)	(17)	(18)	(19)	(20)	(21)	(22)	(23)	(24)	(25)	(26)
1	Government Madras Medical College, Chennai			7							10	20	<b>388</b>
2	Government Stanley Medical College, Chennai	20	20	20	10	5	20	20	20		5		<b>270</b>
3	Government Medical College, Madurai	20	20			20	20	20					<b>456</b>
4	Government Medical College, Thanjavur	20	20	20	20	20	20	20	20		5		<b>355</b>
5	Government Kilpauk Medical College, Chennai									10			<b>120</b>
6	Government Medical College, Chengalpattu	20	20	20		20	20	20	20				<b>330</b>
7	Government Medical College, Tirunelveli	20	20	20	20	20	20	20	20				<b>290</b>
8	Coimbatore Medical College, Coimbatore			10		20	20						<b>220</b>
9	Government Mohan Kumara Mangalam Medical College, Salem	20	20	5									<b>245</b>
10	K.A.P.Viswanatham Government Medical College, Tiruchirapalli	20	20	20	20	20	20	20					<b>280</b>
11	Government Medical college, Thoothukudi	20	20						20				<b>160</b>
12	Government Medical college, Kanyakumari		20			20							<b>90</b>
13	Government Medical College, Vellore	20	20			10	20	20					<b>200</b>
14	Government Medical College, Theni												<b>150</b>
15	Government Medical College, Villupuram		20	4	20	10	20	20					<b>134</b>

16	Government Medical College, Pudukottai	20	20		20		20	20					120
17	Government Medical College, Thiruvapur	20	20	20	20	20	20	20	20				180
18	Government Medical College and Hospital, Cuddalore									20			170
19	Government Medical College, Dharmapuri		20										30
20	Institute of Rehabilitation Medicine, K.K. Nagar, Chennai												25
21	Government College of Physiotherapy, Tiruchirapalli												25
22	Government Head Quarters Hospital, Kancheepuram												50
23	Government Head Quarters Hospital, Cuddalore												50
24	Government Medical College, Ramanathapuram												100
25	Government Medical College, Dindigul												50
26	Government Medical College, The Nilgiris												50
27	Government Medical College, Tiruppur												100
28	Government Medical College, Nagapattinam												100
29	Government Medical College, Virudhunagar												100
30	Government Medical College and Nursing School, Erode												40
31	Institute of Social Obsterics and Government Kasturba Gandhi Hospital for women and Children and General Hospital, Chennai												50
	<b>Total</b>	<b>220</b>	<b>280</b>	<b>146</b>	<b>130</b>	<b>185</b>	<b>220</b>	<b>200</b>	<b>120</b>	<b>30</b>	<b>20</b>	<b>20</b>	<b>4948</b>

\* For trained Nurses\*\* (Bachelor of Audiology and Speech Language Pathology)



## 2.6. Details of Para Medical Certificate / Diploma Courses:

Sl. No.	Name of the Institution	Post Basic Diploma In Psychiatric Nursing Course	Cardiac Sonography Technician (All Female)	ECG/ Treadmill Technician	Pump Technician	Cardiac Catheterisation Lab. Technician (All Male)	Emergency Care Technician	Respiratory Therapy Technician	Dialysis Technician	Anesthesia Technician	Theatre Technician	Orthopedics Technician (All Male)	Diploma in Medical Lab. Technician	Audiometric Technician
(1)	(2)	(3)	(4)	(5)	(6)	(7)	(8)	(9)	(10)	(11)	(12)	(13)	(14)	(15)
1	Madras Medical College, Chennai		20	50		20	20	20	30	40	40	40	100	15
2	Government Stanley Medical College, Chennai		20	50	20	20	20	20	30	40	40	40	100	15
3	Government Kilpauk Medical College, Chennai		20	50			20	20	20	35	35	35	100	15
4	Government Medical College, Madurai		20	50	20	20	20	20	20	35	35	35	100	
5	Government Medical College, Thanjavur		20	50			20	20	20	35	35	35	100	
6	Government Medical College, Coimbatore		20	50		10	20	20	20	35	35	35	100	
7	Government Medical College, Tirunelveli			50		-	20	20	20	35	35	35	100	
8	Government Medical College, Chengalpattu		10	20		5	20	20	20	35	35	35	100	
9	Government Mohan Kumaramangalam Medical College, Salem			50		5	20	20	20	35	35	35	100	

10	K.A.P.Viswanatham Government Medical College, Tiruchirapalli						20	20	20	35	35	35	100	
11	Government Medical College, Thoothukudi						20	20		35	35	35	100	
12	Government Medical College, Kanyakumari						20	20	15	35	35	35	100	
13	Government Medical College, Vellore						20	20		35	35	35	100	
14	Government Medical College, Theni						20	20		35	35	35	100	
15	Government Medical College, Dharmapuri.			10			10		10	25	25	10	50	20
16	Tamil Nadu Government Multi Super Speciality Hospital, Omandurar Government Estate, Chennai		20	20	7	15	20	20	20	20	20		30	
17	Government Medical College, Thiruvannamalai								10	25	25	25	100	25
18	Government Medical College, Omandurar Estate, Chennai									25	25	10	50	
19	Government Medical College, Thiruvarur						20		2	20	20	6	75	2
20	Government Medical College, Sivagangai									20	20		100	
21	Government Medical College, Villupuram								10	10	10		100	
22	Government Medical College, Pudukottai		20	20			20		20	20	20	20	100	

23	King Institute of Preventive Medicine and Research, Guindy, Chennai												50	
24	Government ESI Medical College, Coimbatore												50	
25	Tamil Nadu Government Dental College & Hospital, Chennai													
26	Regional Institute of Ophthalmology and Government Ophthalmic Hospital, Chennai													
27	Institute of Child Health and Hospital for Children, Chennai													
28	Government Medical College, Erode			20			20	10	20	20	20	20	50	
29	Government Medical College, Karur						20		20	20	20		50	
30	Institute of Mental Health, Kilpauk, Chennai	10												
	<b>Total</b>	<b>10</b>	<b>170</b>	<b>490</b>	<b>47</b>	<b>95</b>	<b>390</b>	<b>310</b>	<b>347</b>	<b>705</b>	<b>705</b>	<b>591</b>	<b>2,205</b>	<b>92</b>

Sl. No.	Name of the Institution	Hearing Language and Speech	Clinical Therapeutic Nutrition and Food Service management	Diploma in Radio Diagnostic Technician	Diploma in Radiotherapy Technician	Nursing Assistant / Multipurpose Hospital worker	Medical Reord Technician	E.E.G. / E.M.G	Diploma in Medical Record Science	Diploma in Optometry	Dental Mechanic (Male)	Dental Hygienist (Female)	Home Health Care Diploma Course	Total
(1)	(2)	(16)	(17)	(18)	(19)	(20)	(21)	(22)	(23)	(24)	(25)	(26)	(27)	(28)
1	Madras Medical College, Chennai	15	30	10	5	100		10	15					580
2	Government Stanley Medical College, Chennai	15	15	10	5	100		30						590
3	Government Kilpauk Medical College, Chennai	15	15	10	5	100		30						495
4	Government Medical College, Madurai			10	5	100		20						510
5	Government Medical College, Thanjavur			10	5	100		10		20				480
6	Government Medical College, Coimbatore			10	5	50								410
7	Government Medical College, Tirunelveli			10	5	50							10	390
8	Government Medical College, Chengalpattu					100		20	10					430
9	Government Mohan Kumaramangalam Medical College, Salem			10	5	50				10				395

10	K.A.P.Viswanatham Government Medical College, Tiruchirapalli			10		50		10		20			10	<b>365</b>
11	Government Medical College, Thoothukudi					50								<b>295</b>
12	Government Medical College, Kanyakumari					50								<b>310</b>
13	Government Medical College, Vellore					50								<b>295</b>
14	Government Medical College, Theni					50								<b>295</b>
15	Government Medical College, Dharmapuri.			20		50				20				<b>250</b>
16	Tamil Nadu Government Multi Super Speciality Hospital, Omandurar Government Estate, Chennai		20	20		75		10						<b>317</b>
17	Government Medical College, Thiruvannamalai	25		25		25		25		25				<b>335</b>
18	Government Medical College, Omandurar Estate, Chennai						20							<b>130</b>
19	Government Medical College, Thiruvarur			20			2						10	<b>177</b>
20	Government Medical College, Sivagangai													<b>140</b>
21	Government Medical College, Villupuram			10		25				20				<b>185</b>
22	Government Medical College, Pudukottai			20		20	20		20	20				<b>340</b>

23	King Institute of Preventive Medicine and Research, Guindy, Chennai														<b>50</b>
24	Government Medical College & ESI Hospital, Coimbatore														<b>50</b>
25	Tamil Nadu Government Dental College & Hospital, Chennai										6	6			<b>12</b>
26	RIO & Government Ophthalmic Hospital, Chennai									30					<b>30</b>
27	Institute of Child Health and Hospital for Children, Chennai						10								<b>10</b>
28	Government Erode Medical College, Perundurai		20	20	-	20		20		20	10	10			<b>300</b>
29	Government Medical College, Karur														<b>110</b>
30	Institute of Mental Health, Chennai														<b>10</b>
	<b>Total</b>	<b>70</b>	<b>100</b>	<b>225</b>	<b>40</b>	<b>1215</b>	<b>52</b>	<b>155</b>	<b>45</b>	<b>185</b>	<b>16</b>	<b>16</b>	<b>30</b>		<b>8,306</b>

**2.7. Personnel Strength:** The Department has a total of 53,177 posts of which 291 are in the Directorate level, 17,487 in the Colleges and the balance 35,399 in the tertiary care Hospitals and Dispensaries attached to the Medical Colleges. Details may be seen from the following tables.

**2.8. Personnel in the Directorate of Medical Education:**

<b>Sl. No.</b>	<b>Name of the Post</b>	<b>No. of Posts</b>
1.	Director of Medical Education	1
2.	Additional Director of Medical Education / Secretary, Selection Committee	1
3.	Additional Director of Medical Education in the cadre of District Revenue Officer	1
4.	Additional Director of Medical Education	1
5.	Joint Director of Medical Education (Nursing)	1
6.	Joint Director of Medical Education (Pharmacy)	1
7.	Deputy Director of Medical Education (Admin) in Cadre of Deputy Secretary to Government	1
8.	Deputy Director of Medical Education	7
9.	Deputy Director of Medical Education (Statistics)	1
10.	Financial Adviser & Chief Accounts Officer in Cadre of Deputy Secretary to Government	1
11.	Law Officer in Cadre of Under Secretary to Government	1
12.	Chief Accounts Officer	1
13.	Other Officer	3
14.	Manager	1
15.	Administrative Officer	4
16.	Junior Administrative Officer	4
17.	Office Superintendent	34
18.	Ministerial Staff and other than Ministerial	188
19.	Basic Servants	39
	<b>TOTAL</b>	<b>291</b>

## 2.9 Personnel Strength of the Medical Colleges

Sl. No.	Name of the Institutions	Medical	Para Medical	Ministerial	Other than Ministerial	Basic Servants	Nursing	Total
1	Madras Medical College, Chennai	648	205	85	69	217	89	<b>1313</b>
2	Government Stanley Medical College, Chennai	433	89	53	30	130	46	<b>781</b>
3	Government Kilpauk Medical College, Chennai	327	71	51	24	56	22	<b>551</b>
4	Government Medical College, Chengalpattu	264	106	53	50	89	27	<b>589</b>
5	Government Medical College, Tanjavur	326	85	38	36	96	23	<b>604</b>
6	Government Medical College, Madurai	480	192	59	45	142	55	<b>973</b>
7	Government Medical College, Coimbatore	304	121	40	38	86	24	<b>613</b>
8	Government Medical College, Tirunelveli	359	95	86	44	87	224	<b>895</b>
9	Government Mohan Kumaramangalam Medical College, Salem	411	111	41	31	70	46	<b>710</b>
10	KAP Viswanatham Government Medical College, Thiruchirapalli	292	41	28	10	37	20	<b>428</b>
11	Government Medical College, Thoothukudi	252	93	97	28	53	195	<b>718</b>
12	Government Medical College, Vellore	241	67	61	54	35	181	<b>639</b>
13	Government Medical College, Kanniyakumari	199	58	79	21	152	188	<b>697</b>
14	Government Medical College, Theni	216	10	43	44	52	39	<b>404</b>



15	Government Medical College, Dharmapuri	231	44	70	41	76	0	<b>462</b>
16	Government Medical College, Villupuram	226	58	47	29	61	2	<b>423</b>
17	Government Medical College, Thiruvarur	201	56	50	27	64	2	<b>400</b>
18	Government Medical College, Sivagangai	208	31	44	23	36	2	<b>344</b>
19	Government Medical College, Thiruvannamalai	230	106	75	44	67	96	<b>618</b>
20	Government Medical College, Omandurar Government Estate, Chennai.	194	168	91	55	157	222	<b>887</b>
21	Government Medical College, Karur	161	23	49	8	15	1	<b>257</b>
22	Government Medical College, Pudukottai	226	34	66	24	29	2	<b>381</b>
23	Government Medical College (ESI), Coimbatore	56	29	70	20	26	0	<b>201</b>
24	Government Medical College, Erode	133	24	28	11	13	18	<b>227</b>
25	Government Medical College, Perambalur	2	0	0	0	0	0	<b>2</b>
26	Government Medical College, The Nilgiris	133	29	64	27	25	3	<b>281</b>
27	Government Medical College, Tiruppur	133	10	62	23	23	18	<b>269</b>
28	Government Medical College, Dindigul	138	21	64	26	29	19	<b>297</b>
29	Government Medical College, Namakkal	133	11	62	20	23	0	<b>249</b>
30	Government Medical College, Ramanathapuram	133	22	64	26	29	20	<b>294</b>
31	Government Medical College, Virudhunagar	133	10	67	22	27	17	<b>276</b>

32	Government Medical College, Nagapattinam	133	10	59	25	31	17	<b>275</b>
33	Government Medical College, Krishnagiri	133	22	64	26	29	2	<b>276</b>
34	Government Medical College, Thiruvallur	133	22	64	24	29	2	<b>274</b>
35	Government Medical College, Ariyalur	133	21	64	25	29	3	<b>275</b>
36	Government Medical College, Kallakurichi	138	23	64	26	29	1	<b>281</b>
37	Tamil Nadu Government Dental College and Hospital, Pudukottai	1	0	0	0	0	0	<b>1</b>
38	Tamil Nadu Government Dental College & Hospital, Virudhunagar	1	0	0	0	0	0	<b>1</b>
39	Government Medical College, Cuddalore	1	30	44	96	146	4	<b>321</b>
	<b>TOTAL</b>	<b>8096</b>	<b>2148</b>	<b>2146</b>	<b>1172</b>	<b>2295</b>	<b>1630</b>	<b>17487</b>

## 2.10 Personnel Strength of the Hospitals:

Sl. No.	Name of the Institutions	Medical	Nursing	Para Medical	Ministerial	Other than Ministerial	Basic Servants and Others	Total
(1)	(2)	(3)	(4)	(5)	(6)	(7)	(8)	(9)
1	Rajiv Gandhi Government General Hospital, Chennai	29	759	462	190	194	1,059	<b>2,693</b>
2	Government Stanley Hospital, Chennai	17	376	250	70	79	608	<b>1,400</b>
3	Government Kilpauk, Medical College Hospital, Chennai	36	233	120	44	44	319	<b>796</b>
4	Regional Institute of Ophthalmology and Government Ophthalmic Hospital, Chennai	26	84	58	43	24	221	<b>456</b>
5	Institute of Non-Communicable Government Royapettah Hospital, Chennai	88	201	200	61	31	416	<b>997</b>

6	Institute of Social Obstetrics and Government Kasturba Gandhi Hospital for Women and Children and General Hospital, Chennai	43	194	76	57	36	318	<b>724</b>
7	Institute of Obstetrics and Gynecology and Government Hospital for Women and Children, Chennai	83	187	89	53	31	313	<b>756</b>
8	Institute of Child Health and Hospital for Children, Chennai	98	253	253	70	50	294	<b>1,018</b>
9	Government R.S.R.M. Hospital, Chennai	38	102	31	33	13	178	<b>395</b>
10	Institute of Mental Health, Chennai	20	163	65	45	38	511	<b>842</b>
11	Government Tiruvotteeswarar Hospital for Thoracic Medicine, Otteri, Chennai	7	39	14	16	7	101	<b>184</b>
12	Institute of Thoracic Medicine, Chetpet, Chennai	5	18	19	11	10	23	<b>86</b>
13	Government Peripheral Hospital, K.K.Nagar, Chennai	10	22	18	9	3	40	<b>102</b>
14	Government Peripheral Hospital, Anna Nagar, Chennai	11	25	25	8	4	36	<b>109</b>
15	Government Peripheral Hospital, Tondiarpet, Chennai	16	19	15	9	3	30	<b>92</b>
16	Government Peripheral Hospital, Periyar Nagar, Chennai	11	23	18	7	6	35	<b>100</b>
17	Government Institute of Rehabilitation of Physical handicapped and Artificial Limb Centre, K.K.Nagar, Chennai	4	16	80	19	7	45	<b>171</b>
18	Government Hospital for Thoracic Medicine, Tambaram, Chennai	18	136	58	36	25	229	<b>502</b>
19	Government Peripheral Hospital, Saidapet, Chennai	12	15	11	1	5	23	<b>67</b>
20	Government Medical College Hospital, Chengalpattu	25	158	82	32	25	198	<b>520</b>
21	Government Raja Mirasdar Hospital, Thanjavur	26	169	87	45	36	193	<b>556</b>
22	Government Medical College Hospital, Thanjavur	34	339	161	55	33	265	<b>887</b>
23	Government Rajaji Hospital, Madurai	29	577	310	117	89	751	<b>1,873</b>
24	Government Hospital for Thoracic Medicine, Thoppur	1	29	8	4	3	44	<b>89</b>

25	Government Hospital, Balarangapuram	0	8	7	3	1	21	<b>40</b>
26	Government Infectious Diseases Hospital, Thoppur	0	13	1	1	1	18	<b>34</b>
27	Government Cholera Collection Centre, Thoppur	0	8	1	2	3	24	<b>38</b>
28	Government Medical College Hospital, Tirunelveli	27	399	211	72	36	349	<b>1,094</b>
29	PA. Ramasamy Memorial Government Hospital, Tirunelveli	0	5	2	0	0	6	<b>13</b>
30	Government Medical College Hospital, Coimbatore	28	270	149	53	34	349	<b>883</b>
31	Government Arignar Anna Memorial Cancer Hospital, Karapettai, Kancheepuram	0	43	40	19	18	91	<b>211</b>
32	Government Arignar Anna Memorial Cancer Institute , Kancheepuram	36	4	12	4	8	11	<b>75</b>
33	King Institute, Guindy, Chennai	31	0	200	50	49	355	<b>685</b>
34	Government Mohan Kumaramangalam Medical College Hospital, Salem	19	350	210	56	60	374	<b>1,069</b>
35	Mahatma Gandhi Memorial Government Hospital, Tiruchirapalli	24	160	71	26	22	211	<b>514</b>
36	Government T.B. Hospital, Tiruchirapalli	0	7	4	3	3	18	<b>35</b>
37	Government Medical College Hospital, Thoothukudi	15	127	55	25	17	135	<b>374</b>
38	Government Medical College Hospital, Vellore	39	165	54	25	15	184	<b>482</b>
39	Government Medical College Hospital, Kanyakumari	25	93	52	14	15	96	<b>295</b>
40	Government Medical College Hospital, Theni	26	313	127	50	26	59	<b>601</b>
41	Government Medical College Hospital, Dharmapuri	24	289	144	42	25	251	<b>775</b>
42	Government Medical College Hospital, Villupuram	40	303	134	65	35	267	<b>844</b>
43	Government Medical College Hospital, Thiruvavur	21	287	131	61	33	267	<b>800</b>
44	Government Dental College and Hospital, Chennai	101	10	22	15	14	27	<b>189</b>

45	Government Medical College Hospital, Sivagangai	13	304	144	68	43	197	<b>769</b>
46	Government Medical College Hospital, Thiruvannamalai	28	208	78	38	22	132	<b>506</b>
47	Tamil Nadu Government Multi Super Specialty Hospital at Omandurar Government Estate, Chennai	98	162	61	20	5	4	<b>350</b>
48	Government College of Physiotherapy, Tiruchirapalli	0	0	6	3	3	9	<b>21</b>
49	Tamil Nadu Rehabilitation Centre for Blind, Madurai	0	0	4	3	3	2	<b>12</b>
50	Government Head Quarter Hospital, Cuddalore	0	17	0	0	0	0	<b>17</b>
51	Government Head Quarter Hospital, Kancheepuram	0	17	0	0	0	0	<b>17</b>
52	Government Medical College Hospital, Karur	35	253	134	71	86	242	<b>821</b>
53	Government Medical College Hospital, Pudukottai	38	292	106	54	49	179	<b>718</b>
54	Government Medical College & ESI Hospital, Coimbatore	104	290	124	89	53	132	<b>792</b>
55	Government Medical College & Hospital, Erode	55	101	108	29	54	48	<b>395</b>
56	Government Medical College Hospital, The Nilgiris	33	192	67	51	56	143	<b>542</b>
57	Government Medical College Hospital, Tiruppur	43	218	62	46	29	114	<b>512</b>
58	Government Medical College Hospital, Dindugul	47	227	69	45	37	164	<b>589</b>
59	Government Medical College Hospital, Namakkal	42	194	47	44	36	73	<b>436</b>
60	Government Medical College Hospital, Ramanathapuram	32	219	82	53	59	156	<b>601</b>
61	Government Medical College Hospital, Virudhunagar	33	177	47	45	33	76	<b>411</b>
62	Government Medical College Hospital, Nagapattinam	29	211	73	46	40	126	<b>525</b>
63	Government Medical College Hospital, Krishnagiri	50	205	62	54	57	124	<b>552</b>
64	Government Medical College Hospital, Thiruvallur	44	206	63	51	51	99	<b>514</b>

65	Government Medical College Hospital, Ariyalur	8	173	67	53	58	79	<b>438</b>
66	Government Medical College Hospital, Kallakurichi	11	184	63	50	57	78	<b>443</b>
67	Government Medical College Hospital, Cuddalore	2	311	236	40	7	286	<b>952</b>
	<b>Total</b>	<b>1,888</b>	<b>11,152</b>	<b>5,840</b>	<b>2,574</b>	<b>2,119</b>	<b>11,826</b>	<b>35,399</b>

### 2.11 Hospitals and Dispensaries – Number of Beds:

Sl.No	Name of the Institutions	A.C Room	A Class Ward	B Class Ward	C Class Ward	General Ward	Total
1	Rajiv Gandhi Government General Hospital, Chennai	0	0	0	0	2722	2722
2	Government Peripheral Hospital, Periyar Nagar, Chennai	0	0	0	0	300	300
3	Government Stanley Hospital, Chennai	227	25	36	0	1373	1661
4	Government Peripheral Hospital, Tondiarpet, Chennai	10	0	0	0	140	150
5	Government Kilpauk Medical College Hospital, Chennai	0	0	0	0	1176	1176
6	Government Peripheral Hospital, Anna Nagar, Chennai	0	0	0	0	108	108
7	Institute of Non-Communicable Disease and Government Royapettah Hospital, Chennai	57	3	10	0	764	834
8	Government Peripheral Hospital, K.K.Nagar, Chennai	0	0	0	0	100	100
9	Regional Institute of Ophthalmology and Government Ophthalmic Hospital, Chennai	0	6	32	10	430	478

10	Institute of Social Obstetrics and Government Kasturba Gandhi Hospital for Women and Children and General Hospital, Chennai	136	0	4	13	542	695
11	Institute of Obstetrics and Gynecology and Government Hospital for Women and Children, Chennai	21	0	0	31	1023	1075
12	Institute of Child Health and Hospital for Children, Chennai	0	0	0	0	837	837
13	Government R.S.R.M. lying-in Hospital, Chennai	12	0	0	30	468	510
14	Institute of Mental Health, Chennai	0	28	86	0	1686	1800
15	Government Tiruvotteeswarar Hospital for Thoracic Medicine, Otteri, Chennai	0	0	10	9	203	222
16	Government Institute of Rehabilitation of Physically handicapped and Artificial Limb Centre, K.K.Nagar, Chennai	0	0	0	0	60	60
17	Government Hospital for Thoracic Medicine, Tambaram, Chennai	16	0	22	0	738	776
18	Government Peripheral Hospital, Saidapet, Chennai	0	0	0	0	36	36
19	Government Medical College Hospital, Chengalpattu	110	0	0	0	1433	1543
20	Government Raja Mirasdar Hospital, Thanjavur	0	0	0	0	470	470
21	Government Medical College Hospital, Thanjavur	86	6	10	0	1364	1466
22	Government Rajaji Hospital, Madurai	0	0	0	0	2784	2784
23	Government Hospital, Balarangapuram	0	0	0	0	40	40

24	Government Hospital for Thoracic Medicine, Thoppur	0	0	0	0	207	207
25	Government Infectious Diseases Hospital, Thoppur	0	0	0	0	50	50
26	Government Cholera Collection Centre, Thoppur	0	0	0	0	28	28
27	Government Medical College Hospital, Tirunelveli	0	0	0	0	2047	2047
28	PA Ramasamy Memorial Government Hospital Kandigaiperi, Tirunelveli	0	0	0	0	20	20
29	Government Medical College Hospital, Coimbatore	0	0	0	0	1182	1182
30	Government Arignar Anna Memorial Cancer Hospital, Karapettai, Kancheepuram	46	0	0	0	244	290
31	Government Mohan Kumaramangalam Medical College Hospital, Salem	0	7	0	21	1614	1642
32	Mahatma Gandhi Memorial Government Hospital, Tiruchirapalli	0	0	0	0	1703	1703
33	Government Rajaji T.B.Hospital, Tiruchirapalli	0	0	0	0	100	100
34	Government Medical College Hospital, Thoothukudi	0	0	0	0	1310	1310
35	Government Medical College Hospital, Vellore	370	0	0	0	1150	1520
36	Government Medical College Hospital, Kanyakumari	0	0	0	0	1256	1256
37	Government Medical College Hospital, Theni	0	0	0	0	876	876
38	Government Medical College Hospital, Dharmapuri	0	0	0	0	1230	1230
39	Government Medical College Hospital, Villupuram	99	0	0	0	512	611



40	Government Medical College Hospital, Thiruvarur	55	0	0	0	500	555
41	Government Medical College Hospital, Thiruvannamalai	0	0	0	0	1003	1003
42	Government Medical College Hospital, Sivagangai	0	0	0	0	1363	1363
43	Tamil Nadu Government Multi Super Speciality Hospital at Omandurar Government Estate, Chennai (*Fully Air Conditioned)	0	0	0	0	400	400
44	Government Medical College and Hospital, B-Block Omandurar, Chennai	0	0	0	0	500	500
45	Government Medical College Hospital, Karur	0	0	0	0	700	700
46	Government ESIC Hospital, Coimbatore	0	0	0	0	506	506
47	Government Medical College Hospital, Pudukottai	0	0	0	0	750	750
48	Tamilnadu Government Dental College & Hospital, Chennai	0	0	0	0	30	30
49	Government Medical College Hospital, Erode	8	32	0	0	470	510
50	Government Medical College Hospital, The Nilgiris	0	0	0	0	421	421
51	Government Medical College Hospital, Tiruppur	0	0	0	0	724	724
52	Government Medical College Hospital, Dindigul	0	0	0	0	645	645
53	Government Medical College Hospital, Namakal	0	0	0	0	468	468
54	Government Medical College Hospital, Ramanathapuram	0	0	0	0	850	850
55	Government Medical College Hospital, Virudhunagar	0	0	0	0	648	648

56	Government Medical College Hospital, Nagapattinam	0	0	0	0	545	545
57	Government Medical College Hospital, Krishnagiri	0	0	0	0	422	422
58	Government Medical College Hospital, Tiruvallur	0	0	0	0	500	500
59	Government Medical College Hospital, Ariyalur	0	0	0	0	432	432
60	Government Medical College Hospital, Kallakurichi	0	0	0	0	304	304
61	Government Medical College Hospital, Cuddalore	2	9	5	8	1236	1260
Total		1255	116	215	122	45743	47451

## 2.12 Number of In-Patients treated and average length of stay:

Sl. No.	Name of the Hospitals	Total Number of In-patients Treated		Average per Day		Average Length of Stay per Patients (in days)	
		2020-21	2021-22	2020-21	2021-22	2020-21	2021-22
(1)	(2)	(3)	(4)	(5)	(6)	(7)	(8)
1	Rajiv Gandhi Government General Hospital, Chennai	548017	1204822	1501	3301	7	9
2	Government Peripheral Hospital, Periyar Nagar, Chennai	8460	17189	23	47	8	4
3	Government Stanley Hospital, Chennai	361817	435310	991	1193	6	6
4	Government Peripheral Hospital, Tondiarpet, Chennai	9958	7083	27	19	5	6
5	Government Kilpauk Medical College Hospital, Chennai	306035	275767	838	756	6	5

6	Government Peripheral Hospital, K.K. Nagar, Chennai	<b>10618</b>	<b>7718</b>	<b>29</b>	<b>21</b>	<b>7</b>	<b>5</b>
7	Institute of Non-Communicable Disease, Government Royapettah Hospital, Chennai	<b>110620</b>	<b>133182</b>	<b>303</b>	<b>365</b>	<b>4</b>	<b>3</b>
8	Regional Institute of Ophthalmology and Government Ophthalmic Hospital, Chennai	<b>19242</b>	<b>35905</b>	<b>53</b>	<b>98</b>	<b>5</b>	<b>5</b>
9	Institute of Social Obstetrics and Government Kasturba Gandhi Hospital for Women and Children and General Hospital, Chennai	<b>127186</b>	<b>132154</b>	<b>348</b>	<b>362</b>	<b>6</b>	<b>5</b>
10	Institute of Obstetrics and Gynecology and Government Hospital for Women and Children, Chennai	<b>240386</b>	<b>319894</b>	<b>659</b>	<b>876</b>	<b>8</b>	<b>8</b>
11	Institute of Child Health and Hospital for Children, Chennai	<b>135120</b>	<b>189281</b>	<b>370</b>	<b>519</b>	<b>5</b>	<b>5</b>
12	Government R.S.R.M. lying –in Hospital, Chennai	<b>155224</b>	<b>158346</b>	<b>425</b>	<b>434</b>	<b>6</b>	<b>5</b>
13	Institute of Mental Health, Chennai	<b>285096</b>	<b>317127</b>	<b>781</b>	<b>869</b>	<b>112</b>	<b>76</b>
14	Government Tiruvotteeswarar Hospital for Thoracic Medicine, Otteri, Chennai	<b>19652</b>	<b>23986</b>	<b>54</b>	<b>66</b>	<b>18</b>	<b>15</b>
15	Government Peripheral Hospital, Anna Nagar, Chennai	<b>14268</b>	<b>10939</b>	<b>39</b>	<b>30</b>	<b>4</b>	<b>2</b>
16	Government Institute of Rehabilitation of Physically handicapped and Artificial Limb Centre, K.K.Nagar, Chennai	<b>2930</b>	<b>5453</b>	<b>8</b>	<b>15</b>	<b>32</b>	<b>38</b>

17	Government Peripheral Hospital, Saidapet, Chennai <b>(from June 2021)</b>	<b>0</b>	<b>5920</b>	<b>0</b>	<b>19</b>	<b>0</b>	<b>1</b>
18	Tamil Nadu Government Dental College and Hospital, Chennai	<b>0</b>	<b>0</b>	<b>0</b>	<b>0</b>	<b>0</b>	<b>0</b>
19	Government Hospital for Thoracic Medicine, Tambaram, Chennai	<b>85939</b>	<b>87622</b>	<b>235</b>	<b>240</b>	<b>11</b>	<b>10</b>
20	Government Medical College Hospital, Chengalpattu	<b>244223</b>	<b>296390</b>	<b>669</b>	<b>812</b>	<b>4</b>	<b>4</b>
21	Government Raja Mirasdar Hospital, Thanjavur	<b>234352</b>	<b>276354</b>	<b>642</b>	<b>757</b>	<b>6</b>	<b>6</b>
22	Government Medical College Hospital, Thanjavur	<b>338879</b>	<b>476694</b>	<b>928</b>	<b>1306</b>	<b>4</b>	<b>5</b>
23	Government Rajaji Hospital, Madurai	<b>624548</b>	<b>747046</b>	<b>1711</b>	<b>2047</b>	<b>6</b>	<b>6</b>
24	Government Hospital, Balarangapuram	<b>3754</b>	<b>10038</b>	<b>10</b>	<b>28</b>	<b>1</b>	<b>1</b>
25	Government Hospital for Thoracic Medicine, Thoppur	<b>1313</b>	<b>17818</b>	<b>4</b>	<b>49</b>	<b>57</b>	<b>35</b>
26	Government Infectious Diseases Hospital, Thoppur	<b>154</b>	<b>486</b>	<b>0</b>	<b>1</b>	<b>9</b>	<b>9</b>
27	Government Cholera Collection Centre, Thoppur	<b>36</b>	<b>194</b>	<b>0</b>	<b>1</b>	<b>1</b>	<b>1</b>
28	Government Medical College Hospital, Tirunelveli	<b>457069</b>	<b>565801</b>	<b>1252</b>	<b>1550</b>	<b>6</b>	<b>5</b>
29	PA Ramasamy Government Hospital Kandigaiperi, Tirunelveli	<b>670</b>	<b>1576</b>	<b>2</b>	<b>4</b>	<b>1</b>	<b>1</b>
30	Government Medical College Hospital, Coimbatore	<b>378193</b>	<b>497180</b>	<b>1036</b>	<b>1362</b>	<b>5</b>	<b>5</b>

31	Government Arignar Anna Memorial Cancer Hospital, Karapettai, Kancheepuram	<b>75041</b>	<b>75875</b>	<b>206</b>	<b>208</b>	<b>12</b>	<b>10</b>
32	Government Mohan Kumaramangalam Medical College Hospital, Salem	<b>455247</b>	<b>585955</b>	<b>1247</b>	<b>1605</b>	<b>5</b>	<b>5</b>
33	Mahatma Gandhi Memorial Government Hospital, Tiruchirapalli	<b>369589</b>	<b>456833</b>	<b>1013</b>	<b>1252</b>	<b>5</b>	<b>5</b>
34	Government Rajaji T.B. Hospital, Tiruchirapalli	<b>2933</b>	<b>5379</b>	<b>8</b>	<b>15</b>	<b>9</b>	<b>11</b>
35	Government Medical College Hospital, Thoothukudi	<b>262532</b>	<b>317726</b>	<b>719</b>	<b>870</b>	<b>6</b>	<b>6</b>
36	Government Medical College Hospital, Vellore	<b>306525</b>	<b>363341</b>	<b>840</b>	<b>995</b>	<b>4</b>	<b>4</b>
37	Government Medical College Hospital, Kanyakumari	<b>251164</b>	<b>297966</b>	<b>688</b>	<b>816</b>	<b>5</b>	<b>5</b>
38	Government Medical College Hospital, Theni	<b>252398</b>	<b>275852</b>	<b>692</b>	<b>756</b>	<b>5</b>	<b>5</b>
39	Government Medical College Hospital, Dharmapuri	<b>205320</b>	<b>251773</b>	<b>563</b>	<b>690</b>	<b>4</b>	<b>4</b>
40	Government Medical College Hospital, Villupuram	<b>245975</b>	<b>280425</b>	<b>674</b>	<b>768</b>	<b>4</b>	<b>4</b>
41	Government Medical College Hospital, Thiruvavarur	<b>201150</b>	<b>250380</b>	<b>551</b>	<b>686</b>	<b>4</b>	<b>4</b>
42	Government Medical College Hospital, Thiruvannamalai	<b>257254</b>	<b>350826</b>	<b>705</b>	<b>961</b>	<b>5</b>	<b>4</b>
43	Government Medical College Hospital, Sivagangai	<b>215078</b>	<b>245726</b>	<b>589</b>	<b>673</b>	<b>5</b>	<b>5</b>
44	Tamil Nadu Government Multi Super Speciality Hospital at Omandurar Government Estate, Chennai	<b>78208</b>	<b>123360</b>	<b>214</b>	<b>338</b>	<b>3</b>	<b>3</b>

45	Government Medical College Hospital, Karur	<b>159176</b>	<b>205583</b>	<b>436</b>	<b>563</b>	<b>5</b>	<b>4</b>
46	Government Medical College & ESIC Hospital, Coimbatore	<b>73698</b>	<b>138368</b>	<b>202</b>	<b>379</b>	<b>6</b>	<b>6</b>
47	Government Medical College Hospital, Pudukottai	<b>210008</b>	<b>273961</b>	<b>575</b>	<b>751</b>	<b>4</b>	<b>4</b>
48	Government Medical College & Hospital, Omandurar B-Block, Chennai	<b>147688</b>	<b>124683</b>	<b>405</b>	<b>342</b>	<b>8</b>	<b>8</b>
49	Government Erode Perundurai Medical College & Hospital, Erode	<b>92228</b>	<b>157608</b>	<b>253</b>	<b>432</b>	<b>7</b>	<b>5</b>
50	Government Medical College Hospital, The Nilgiris	<b>0</b>	<b>93949</b>	<b>0</b>	<b>257</b>	<b>0</b>	<b>3</b>
51	Government Medical College Hospital, Tiruppur	<b>0</b>	<b>221763</b>	<b>0</b>	<b>608</b>	<b>0</b>	<b>5</b>
52	Government Medical College Hospital, Dindugul	<b>0</b>	<b>262113</b>	<b>0</b>	<b>718</b>	<b>0</b>	<b>4</b>
53	Government Medical College Hospital, Namakkal	<b>0</b>	<b>138837</b>	<b>0</b>	<b>380</b>	<b>0</b>	<b>5</b>
54	Government Medical College Hospital, Ramanathapuram	<b>0</b>	<b>158176</b>	<b>0</b>	<b>433</b>	<b>0</b>	<b>4</b>
55	Government Medical College Hospital, Virudhunagar	<b>0</b>	<b>123649</b>	<b>0</b>	<b>339</b>	<b>0</b>	<b>5</b>
56	Government Medical College Hospital, Nagapattinam	<b>0</b>	<b>153271</b>	<b>0</b>	<b>420</b>	<b>0</b>	<b>4</b>
57	Government Medical College Hospital, Krishnagiri	<b>0</b>	<b>172538</b>	<b>0</b>	<b>473</b>	<b>0</b>	<b>4</b>
58	Government Medical College Hospital, Thiruvallur	<b>0</b>	<b>121904</b>	<b>0</b>	<b>334</b>	<b>0</b>	<b>4</b>

59	Government Medical College Hospital, Ariyalur	0	119947	0	329	0	4
60	Government Medical College Hospital, Kallakurichi	0	166990	0	458	0	3
61	Government Medical College Hospital, Cuddalore	0	242218	0	664	0	5
<b>Total</b>		<b>8584971</b>	<b>13014250</b>	<b>23518</b>	<b>35660</b>		

### 2.13 Number of Out-Patients Treated:

Sl. No.	Name of the Hospitals	Total Number of Out-Patients		Average Number of Out-Patients per day	
		2020-21	2021-22	2020-21	2021-22
(1)	(2)	(3)	(4)	(5)	(6)
1	Rajiv Gandhi Government General Hospital, Chennai	1346125	1818828	3688	4983
2	Government Peripheral Hospital, Periyar Nagar, Chennai	241859	495040	663	1356
3	Government Stanley Hospital, Chennai	1306456	1623057	3579	4447
4	Government Peripheral Hospital, Tondiarpet, Chennai	64926	122765	178	336
5	Government Kilpauk Medical College Hospital, Chennai	611009	875739	1674	2399
6	Government Peripheral Hospital, Anna Nagar, Chennai	93929	89930	257	246
7	Institute of Non- Communicable disease, Government Royapettah Hospital, Chennai	636926	784995	1745	2151
8	Government Peripheral Hospital, K.K. Nagar, Chennai	164371	204525	450	560
9	Regional Institute of Ophthalmology and Government Ophthalmic Hospital, Chennai	110007	186269	301	510

10	Institute of Social Obstetrics and Government Kasturba Gandhi Hospital for Women and Children and General Hospital, Chennai	92041	117185	252	321
11	Institute of Obstetrics and Gynaecology and Government Hospital for Women and Children, Chennai	120914	163744	331	449
12	Institute of Child Health and Hospital for Children, Chennai	306790	481023	841	1318
13	Government R.S.R.M. lying-in Hospital, Chennai	48399	70389	133	193
14	Institute of Mental Health, Chennai	103729	124429	284	341
15	Government Tiruvotteeswarar Hospital for Thoracic Medicine, Otteri, Chennai	33069	43834	91	120
16	Institute of Thoracic Medicine, Chetpet, Chennai	37861	53693	104	147
17	Government Institute of Rehabilitation of Physical handicapped and Artificial Limb Centre, K.K.Nagar, Chennai	65991	78110	181	214
18	Government Hospital for Thoracic Medicine, Tambaram, Chennai	91199	122955	250	337
19	Government Peripheral Hospital, Saidapet, Chennai (from June 2021)	0	330246	0	905
20	Government Chengalpattu Medical College Hospital, Chengalpattu	567684	764363	1555	2094
21	Government Raja Mirasdar Hospital, Thanjavur	204026	285379	559	782
22	Government Medical College Hospital, Thanjavur	508858	739926	1394	2027
23	Government Rajaji Hospital, Madurai	1421769	1548632	3895	4243
24	Government Hospital, Balarangapuram	33352	50071	91	137
25	Government Hospital for Thoracic Medicine, Thoppur	0	0	0	0



26	Government Infectious Diseases Hospital, Thoppur	0	74	0	0
27	Government Cholera Collection Centre, Thoppur	53	274	0	1
28	Government Medical College Hospital, Tirunelveli	566465	935553	1552	2563
29	PA Ramasamy Government Hospital Kandigaiperi, Tirunelveli	34025	66708	93	183
30	Coimbatore Medical College Hospital, Coimbatore	729564	899054	1999	2463
31	Government Arignar Anna Memorial Cancer Hospital, Karapettai, Kancheepuram	45387	61657	124	169
32	Government Arignar Anna Memorial Cancer Institute, Kancheepuram	10291	14605	28	40
33	Tamil Nadu Government Dental College Hospital, Chennai	130087	224603	356	615
34	Government Mohan Kumaramangalam Medical College Hospital, Salem	650724	945497	1783	2590
35	Government College of Physiotherapy, Tiruchirapalli	3679	6918	10	19
36	Mahatma Gandhi Memorial Government Hospital, Tiruchirapalli	596932	822308	1635	2253
37	Government Rajaji Hospital, Tiruchirapalli	11400	21839	31	60
38	Government Medical College Hospital, Thoothukudi	319406	473764	875	1298
39	Government Medical College Hospital, Vellore	397228	524165	1088	1436
40	Government Medical College Hospital, Kanyakumari	400459	618093	1097	1693
41	Government Medical College Hospital, Theni	402033	449209	1101	1231
42	Government Medical College Hospital, Dharmapuri	394388	515807	1081	1413
43	Government Medical College Hospital, Villupuram	529479	674728	1451	1849

44	Government Medical College Hospital, Thiruvarur	296788	479130	813	1313
45	Government Medical College Hospital, Thiruvannamalai	629822	839704	1726	2301
46	Government Medical College Hospital, Sivagangai	302223	403444	828	1105
47	Tamil Nadu Government Multi Super Speciality Hospital at Omandurar Government Estate, Chennai	207441	335425	568	919
48	Government Medical College Hospital, Karur	328979	537287	901	1472
49	Government ESI Medical College Hospital, Coimbatore	63153	219882	173	602
50	Government Medical College Hospital, Pudukottai	285391	266831	782	731
51	Government Medical College and Hospital, Omandurar, B-Block, Chennai	164796	2599233	451	710
52	Government Erode Perundurai Medical College & Hospital, Erode	79731	199393	218	546
53	Government Medical College Hospital, The Nilgiris	0	194300	0	532
54	Government Medical College Hospital, Tiruppur	0	628124	0	1721
55	Government Medical College Hospital, Dindugul	0	674636	0	1848
56	Government Medical College Hospital, Namakkal	0	426776	0	1169
57	Government Medical College Hospital, Ramanathapuram	0	541958	0	1485
58	Government Medical College Hospital, Virudhunagar	0	426744	0	1169
59	Government Medical College Hospital, Nagapattinam	0	571486	0	1566
60	Government Medical College Hospital, Krishnagiri	0	653236	0	1790
61	Government Medical College Hospital, Thiruvallur	0	680956	0	1866

62	Government Medical College Hospital, Ariyalur	0	467455	0	1281
63	Government Medical College Hospital, Kallakurichi	0	554042	0	1518
64	Government Medical College Hospital, Cuddalore	0	433829	0	1189
	<b>Total</b>	<b>15791214</b>	<b>28223854</b>	<b>43260</b>	<b>77325</b>

**2.14 Number of Operations performed, Number of X-Rays taken etc., during the year 2021-2022**

SI No	Name of the Institutions	Number of Operations Performed			Number of Laboratory Test conducted	Number of X-rays taken	Number of Digital x-rays taken	Number of MRI Scan taken	Number of CT Scan taken
		Major	Minor	Total					
(1)	(2)	(3)	(4)	(5)	(6)	(7)	(8)	(9)	(10)
1	Rajiv Gandhi Government General Hospital, Chennai	16069	90981	107050	5724689	47932	93110	12266	125305
2	Government Peripheral Hospital, Periyar Nagar, Chennai	0	9290	9290	293780	12471	0	0	0
3	Government Stanley Hospital, Chennai	15512	13894	29406	5003694	4920	145338	8350	53501
4	Government Kilpauk Medical College Hospital, Chennai	10041	10297	20338	2745083	15407	95069	3738	33383
5	Regional Institute of Ophthalmology and Government Ophthalmic Hospital, Chennai	8332	14387	22719	81083	1514	0	0	0
6	Institute of Non-Communicable disease, Government Royapettah Hospital, Chennai	3793	11113	14906	1112795	0	63268	3520	25870

7	Institute of Social Obstetrics and Government Kasturba Gandhi Hospital for Women and Children and General Hospital, Chennai	4898	5342	10240	475520	7709	0	0	0
8	Institute of Obstetrics and Gynecology and Government Hospital for Women and Children, Chennai	11571	1259	12830	849586	14580	0	0	0
9	Institute of Child Health and Hospital for Children, Chennai	4810	3753	8563	1238558	259	60805	3036	6159
10	Government R.S.R.M. lying-in Hospital, Chennai	7729	657	8386	727966	5622	0	0	0
11	Institute of Mental Health, Chennai	0	0	0	220647	554	430	0	0
12	Government Tiruvotteeswarar Hospital for Thoracic Medicine, Otteri, Chennai	0	622	622	94739	8335	0	0	0
13	Institute of Thoracic Medicine, Chetpet, Chennai	0	0	0	119798	53	7128	0	0
14	Government Peripheral Hospital, K.K. Nagar, Chennai	42	193	235	51707	3696	0	0	0
15	Government Peripheral Hospital, Anna Nagar, Chennai	110	103	213	247772	3512	0	0	0
16	Government Peripheral Hospital, Tondiarpet, Chennai	29	156	185	53592	0	2557	0	0

17	Government Institute of Rehabilitation of Physically handicapped and Artificial Limb Centre, K.K.Nagar, Chennai	0	0	0	11845	1625	0	0	0
18	Government Hospital for Thoracic Medicine, Tambaram, Chennai	0	2999	2999	515786	5784	21076	0	0
19	Government Medical College Hospital, Chengalpattu	12390	18130	30520	4950142	37086	20449	2328	45459
20	Government Raja Mirasdar Hospital, Thanjavur	10514	670	11184	503088	12042	0	0	0
21	Government Medical College Hospital, Thanjavur	7975	4923	12898	1980445	141	103479	3215	66734
22	Tamil Nadu Dental College Hospital, Chennai	441	52778	53219	7140	43675	0	0	0
23	Government Peripheral Hospital, Saidapet, Chennai (from June 2021)	0	2181	2181	159326	6968	0	0	0
24	Government Rajaji Hospital, Madurai	21126	18124	39250	2264704	0	102271	8225	84028
25	Government Hospital, Balarangapuram	0	0	0	25323	953	0	0	0
26	Government Hospital for Thoracic Medicine, Thoppur	0	0	0	17451	463	0	0	0
27	Government Infectious Diseases Hospital, Thoppur	0	0	0	0	0	0	0	0

28	Government Cholera Collection Centre, Thoppur	0	0	0	139	0	0	0	0
29	Government Medical College Hospital, Tirunelveli	14992	21768	36760	6070496	0	203981	6179	54514
30	PA Ramasamy Government Hospital Kandigaiperi, Tirunelveli	0	0	0	4594	0	0	0	0
31	Government Medical College Hospital, Coimbatore	14169	52427	66596	3703918	20562	140295	5409	68753
32	Government Arignar Anna Memorial Cancer Hospital, Karapettai, Kancheepuram	531	3023	3554	249930	4206	0	0	957
33	Arignar Anna Memorial Cancer Institute, Kancheepuram	0	0	0	6262	0	0	0	0
34	Government Mohan Kumaramangalam Medical College Hospital, Salem	17906	19279	37185	4007657	128179	21704	5968	76861
35	Mahatma Gandhi Memorial Government Hospital, Tiruchirapalli	13254	6944	20198	1840931	31358	27349	4939	55462
36	Government Rajaji T.B. Hospital, Tiruchirapalli	0	0	0	6914	1377	0	0	0
37	Government Medical College Hospital, Thoothukudi	7369	22089	29458	1604490	0	41875	6877	29619
38	Government Medical College Hospital, Vellore	11005	3636	14641	2887562	17316	58816	4107	39555
39	Government Medical College Hospital, Kanyakumari	7016	35615	42631	2416955	2212	46315	8912	19755

40	Government Medical College Hospital, Theni	5860	4099	9959	1960590	16363	21170	11707	35416
41	Government Medical College Hospital, Dharmapuri	12783	24838	37621	2921220	5899	24368	2997	39808
42	Government Medical College Hospital, Villupuram	9676	8002	17678	3287907	74313	47820	2506	30435
43	Government Medical College Hospital, Thiruvarur	5413	1009	6422	1696355	3844	33766	5160	35198
44	Government Medical College Hospital, Thiruvannamalai	9528	11482	21010	2615659	29224	32104	1946	34881
45	Government Medical College Hospital, Sivagangai	5352	9377	14729	1659573	2715	25153	4702	31777
46	Tamil Nadu Government Multi Super Speciality Hospital at Omandurar Government Estate, Chennai	5838	2185	8023	1009058	0	21600	5321	13891
47	Government Medical College Hospital, Karur	4207	12246	16453	1341255	0	36157	3873	20340
48	Government ESI Medical College Hospital, Coimbatore	1567	7024	8591	906219	27936	0	0	24415
49	Government Medical College Hospital, Pudukottai	6078	4776	10854	1144943	4565	22988	1991	9427
50	Government Medical College & Hospital, Omandurar B-Block, Chennai	1819	3380	5199	976719	17682	0	0	16540
51	Government Medical College Hospital, Erode	1985	1517	3502	2080255	0	30013	2348	21469
52	Government Medical College Hospital, The Nilgiris	2584	4763	7347	635241	456	22480	2407	6898

53	Government Medical College Hospital, Tiruppur	6945	23858	30803	1122767	1423	36243	1363	16283
54	Government Medical College Hospital, Dindugul	7749	19157	26906	1294401	856	29450	2542	38399
55	Government Medical College Hospital, Namakkal	3989	9907	13896	1166690	0	42986	2319	22803
56	Government Medical College Hospital, Ramanathapuram	5274	8889	14163	1026255	5881	40822	1547	19531
57	Government Medical College Hospital, Virudhunagar	3896	23753	27649	632647	1203	37212	2366	16468
58	Government Medical College Hospital, Nagapattinam	5135	13379	18514	666835	0	23969	514	12078
59	Government Medical College Hospital, Krishnagiri	7405	11948	19353	1619268	2893	11923	2779	14072
60	Government Medical College Hospital, Thiruvallur	5920	5689	11609	1147143	1074	33849	2516	18987
61	Government Medical College Hospital, Ariyalur	4087	5470	9557	759635	368	15877	0	11695
62	Government Medical College Hospital, Kallakurichi	5954	6344	12298	1053574	0	26089	0	15967
63	Government Medical College Hospital, Cuddalore	6010	3383	9393	275851	31609	38900	1850	11238
	<b>Total</b>	<b>356678</b>	<b>653108</b>	<b>1009786</b>	<b>85276167</b>	<b>668815</b>	<b>1910254</b>	<b>149823</b>	<b>1303931</b>



## Chapter - 3

### MEDICAL AND RURAL HEALTH SERVICES

#### INTRDUCTION

The Directorate of Medical and Rural Health Services takes immense pride in providing diverse medical care to the public through secondary care institutions in the State of Tamil Nadu for the past 98 years and continues providing these facilities through 18 Headquarters Hospitals, 205 Taluk Hospitals, 67 Non-Taluk Hospitals, 7 Women & Children Hospitals–W&CH, 11 Dispensaries–DPY, 2 Tuberculosis Hospitals–TB HL, 7 Leprosy Hospitals – Lep and 1 Rehabilitation Institute & Mental Health–RIMH. Further, the maternity and child welfare has been strengthened exclusively, by executing the services of Comprehensive Emergency Obstetrics and Newborn Care (CEmONC) units in 93 hospitals, including all District Headquarters Hospitals and Newborn Stabilization Units (NBSUs) in 110 hospitals and Sick Neo-Natal Care Units (SNCUs) in 42 hospitals under the Directorate of Medical and Rural Health Services.

Further the medical services like Medicine, Surgery, Obstetrics and Gynaecology, Ophthalmology, E.N.T, Venerology, Orthopaedics, Anaesthesiology, Child Health, Dental, Psychiatry, Ambulance Services, Laboratory Services, Leprosy, Tuberculosis, Diabetology, Cardiology and Non Communicable Disease (N.C.D) have also been extended with high end technologies.

To make a scheme successful and to get the maximum out reach, monitoring of the implementation of such scheme is aboulstely necessary. Keeping in mind, the Directorate of Medical and Rural Health Services has introduced unique monitoring system both in the Directorate as well as District level. Hospital management information system is being impleted at the Directoate level. Hospital management system is being at the secondary level. By utilizing, the information regarding the services offered like lab services, Nursing, and diet and etc., are being shared by the District level with Directorate digitally.

Thus the Directorate of Medical and Rural Health Services is the trend setter in the field of Health Services.

## ADMINISTRATIVE STRUCTURE

<b>DIRECTOR OF MEDICAL AND RURAL HEALTH SERVICES</b>	
<b>ADDITIONAL DIRECTOR OF MEDICAL AND RURAL HEALTH SERVICES (MEDICAL) - (PLANNING AND DEVELOPMENT)-(INSPECTION)-(TB) (LEP) (ADMINISTRATION)</b> <b>JOINT DIRECTOR OF MEDICAL AND RURAL HEALTH SERVICES – (MEDICAL)(CEmONC) (PCPNDT ACT) (NCD) (ADMN)(TB)</b>	
<b>FINANCIAL CONTROLLER</b> <b>CHIEF ACCOUNTS OFFICER</b> <b>ACCOUNTS OFFICER</b> <b>ASSISTANT ACCOUNTS OFFICER</b>	
Joint Director of Health Services	<ul style="list-style-type: none"> <li>• District Headquarters Hospitals.</li> <li>• Taluk Hospitals.</li> <li>• Non Taluk Hospitals, Dispensaries</li> <li>• Women and Child Hospital</li> <li>• TB Hospitals / Clinics.</li> <li>• Leprosy Hospitals</li> </ul>
Deputy Director of Medical Services (Admn)	Administrative work in Directorate
Deputy Director of Medical Services (TB)	TB Control Programme in the District
Deputy Director of Medical Services (Leprosy)	Leprosy Control Programme

### OTHER PROGRAMMES AND RESPONSIBILITIES:

National Tuberculosis Elimination Programme, District Mental Health Programme, Accident and Emergency, TAEI, Occupational Social and Environmental Health Wing and Other Important Acts such as Pre-conception and Pre-Natal Diagnostic Techniques (Prohibition and Sex Selection) Act, 1994, Human Organ Transplantation Act, 1994.

### DEVELOPMENT ACTIVITIES:

- ❖ As per G.O.(Ms.) No.540, Health and Family Welfare (H1) Department, dated 29.11.2021 Government have a sanctioned a sum of Rs.18.56 Crores to

commission the 70 Nos of PSA plants to various Government Medical Institutions / Government Hospital.

- ❖ As per G.O. (Ms.) No.567, Health and Family Welfare (F1) Department, dated 17.12.2021, 6 Joint Director of Health Services posts have been created in the newly formed Districts @ Tirupathur, Tirunelveli, Chengalpattu, Vellore, Villupuram and Mayiladuthurai.
- ❖ As per G.O. (Ms.) No.13, Health and Family Welfare (EAPII-1) Department, dated 07.01.2022, construction of MCH Wings Erode District, Government Hospital Gobichettipalayam, Villupuram District, Government Hospital Tindivanam, Virudhunagar District, Government Hospital, Srivilliputhur, Tirunelveli District, Government Hospital Ambasamudram, Tenkasi District, Government Headquarters Hospital, Tenkasi at a cost of Rs.4134 Lakhs.
- ❖ As per G.O. (Ms.) No.19, Health and Family Welfare (EAPII-1) Department, dated 11.01.2022, construction of Eye OT wards with Operation Theatre Salem District, Government Hospital Athur, Thoothukudi District, Government Headquarters Hospital, Kovilpatti, Pudukkottai District Government Hospital, Aranthangi, Ranipet District Government Hospital, Arakonam at a cost Rs.300 Lakhs.
- ❖ As per G.O. (Ms.) No.36, Health and Family Welfare (EAPI-1) Department, dated 27.01.2022, strengthening of Trauma and Emergency Care at Government Hospital, Pattukottai Thanjavur District at a cost of Rs.98.36 Lakhs.
- ❖ Establishment of Comprehensive Emergency Care Centre Nagapattinam District Government Hospital Vedaranyam, Krishnagiri District, Government Hospital, Hosur, Salem District, Government Hospital Vazhapadi, Coimbatore District Government Headquarters Hospital, Pollachi, Ariyalur District, Government Hospital, Jeyamkondam at a cost of Rs.1793 Lakhs.
- ❖ Construction of Additional Buildings in Government Hospital, Paramakudi, Ramanathapuram District, Government Hospital Udumalpet, Tiruppur District, Government Hospital, Palani, Dindigul District, Government Hospital Hosur, Krishnagiri District, Government Hospital Vedaranyam, Nagapattinam District Government Hospital Ulundurpet, Kallakurichi District, Government Hospital Valparai, Coimbatore District, Government Hospital, Tiruthuraiipoondi,

Tiruvarur District, Government Hospital, Poonamallee, Thiruvallur District, at a cost Rs.7817 Lakhs.

- ❖ Construction of DEIC building in Government Headquarters Hospital Kancheepuram, Kancheepuram District, Government Headquarters Hospital Kallakurichi, Kallakurichi District, Government Hospital Thirupathur, Thirupathur District, Government Headquarters Hospital, Tenkasi, Tenkasi District, Government Headquarters Hospitals Wallajapet, Ranipet District at a cost of Rs.569.85 Lakhs

**CADRE STRENGTH OF THE DEPARTMENT:** Each District has a District Headquarters Hospital, Taluk Hospitals, Non-Taluk Hospitals and Dispensaries. The staff strength of the department including hospitals and dispensaries is given below:-

SL.NO	NAME OF THE POST	NUMBER OF THE POST
1	Director	1
2	Additional Directors	5
3	Financial Controller	1
4	Additional Director (Admn)	1
5	Joint Director Health Services	41
6	Joint Director (Admn)	1
7	Deputy Director (Admn)	1
8	Chief Accounts Officer	1
9	Administrative Officer	36
10	Junior Administrative Officer	42
11	Chief Civil Surgeon (General and Speciality)	528
12	Chief Civil Surgeon (Dental)	24
13	Senior Civil Surgeon (General and Speciality)	413
14	Senior Civil Surgeon (Dental)	28
15	Deputy Director (TB)	28
16	Deputy Director (Leprosy)	24
17	Deputy Director (Nursing)	1
18	Assistant Surgeon	2,581
19	Assistant Surgeon (Dental )	139
20	Staff Nurses	4,343
21	Staff Nurse – Contract Basis	2,196
22	Ministerial Staff	1,383
23	Pharmacist	1,124
24	Para Medical Staff	2,461
25	Other Staff	5,976
<b>Total</b>		<b>21,379</b>

**THE FOLLOWING TABLE GIVES THE DISTRICT-WISE DETAILS OF THE  
HOSPITALS UNDER THE DIRECTORATE:**

<b>Sl. No.</b>	<b>DISTRICT</b>	<b>HQRS</b>	<b>TK</b>	<b>NTK</b>	<b>W&amp;CH</b>	<b>DPY</b>	<b>TBHL</b>	<b>Leprosy</b>	<b>RIMH</b>	<b>Grand Total</b>
1	Ariyalur		3							3
2	Chengalpattu		6	2						8
3	Coimbatore	1	8	4		2				15
4	Cuddalore	1	8	1			1			11
5	Dharmapuri	1	3					1		5
6	Dindigul		7	5						12
7	Erode	1	5	2		1				9
8	Kallakurichi		4							4
9	Kancheepuram	1	2					3		6
10	Kanyakumari	1	5	3						9
11	Karur		5	2						7
12	Krishnagiri		5	1						6
13	Madurai	1	5	1		1				8
14	Mayiladuthurai		4	1						5
15	Nagapattinam		4	2						6
16	Namakkal		5	3						8
17	Perambalur	1	3							4
18	Pudukkottai		11	2		1				14
19	Ramanathapuram		7	2					1	10
20	Ranipet	1	2	2						5
21	Salem	1	9	2		1		1		14
22	Sivaganga	1	6	4	6		1			18
23	Tenkasi	1	6	2						9
24	Thanjavur	1	7	6						14
25	The Nilgiris		5	0		2				7
26	Theni	1	3	2						6
27	Thoothukudi	1	6	2						9
28	Trichirapalli	1	8	1						10

29	Tirunelveli		3	5						8
30	Tirupathur		4							4
31	Tiruppur		7	2						9
32	Tiruvallur		9	2						11
33	Tiruvannamalai	1	8	1						10
34	Tiruvarur	1	5	1	1	1				9
35	Vellore		3	1				1		5
36	Villupuram		6	1		2		1		10
37	Virudhunagar		8	2						10
<b>Grand Total</b>		<b>18</b>	<b>205</b>	<b>67</b>	<b>7</b>	<b>11</b>	<b>2</b>	<b>7</b>	<b>1</b>	<b>318</b>

### **District Mental Health Programme:**

The District Mental Health Programme is a community based programme successfully implemented in the State. The objectives of the District Mental Health Programme are as follows:

- To create awareness regarding mental health in the community
- To integrate and implement mental health services through all the wings of the Health Department.
- To facilitate the early detection and treatment of the patient within the community itself.
- To reduce the stigma attached towards mental illness through change in attitude and public education
- To treat the rehabilitated mental patients discharged from mental hospitals within the community

In TamilNadu the District Mental Health Programme is being implemented in 32 Districts. Further, this programme will be extended in the newly formed 6 Districts.

### **DETAILS OF INSTITUTIONS IN THE DIRECTORATE LIST OF INSTITUTIONS UNDER THE CONTROL OF DM&RHS**

S. No	DISTRICT	HOSPITAL	Hospital Type	Available Nos. of Beds	Average OP / Day	Average IP / Day
1	Ariyalur	Jayamkondan	TK	182	705	99
2		Sendurai	TK	36	477	20
3		Udayarpalayam	TK	60	274	16

4	Chengalpattu	Cheyyur	TK	50	559	11	
5		Injambakkam	NTK	30	267	0	
6		Madhuranthagam	TK	110	682	41	
7		Mahabalipuram	NTK	12	452	3	
8		Tambaram	TK	218	1010	109	
9		Thirukalukundram	TK	50	713	7	
10		Tiruporur	TK	60	334	7	
11		Polambakkam	Leprosy	55	0	7	
12		Saidapet	Leprosy	0	150	0	
13		Tambaram	Leprosy	50	20	18	
14		Coimbatore	Annur	TK	60	271	3
15			Kinathukadavu	TK	60	217	9
16			Kollarpatti	TK	50	264	7
17	Kottur		NTK	56	155	5	
18	Madukkarai		TK	60	196	10	
19	Mettupalayam		TK	146	372	76	
20	Periyanickenpalayam		NTK	46	217	9	
21	Pollachi		HQRS	350	723	191	
22	Sulur		TK	60	189	5	
23	Sundakamuthur		TK	36	298	3	
24	Thondamuthur		NTK	63	335	13	
25	Valparai		TK	62	174	5	
26	Vettaikaranputhur		NTK	26	288	4	
27	Chinnathadagam		DPY	0	148	0	
28	Malayadipalayam		DPY	0	114	0	
29	Cuddalore	Bhuvanagiri	TK	60	265	26	
30		Chidambaram	TK	254	620	138	
31		Cuddalore	HQRS	750	1109	546	
32		Kattumannarkoil	TK	106	943	61	
33		Kurinchipadi	TK	69	822	46	
34		Panrutti	TK	108	927	48	
35		Parangipettai	NTK	60	544	30	
36		Thittakudi	TK	64	556	11	

37		Veppur	TK	60	236	9
38		Virudhachalam	TK	204	699	182
39		Capperhills	TB HL	80	14	46
40	Dharmapuri	Harur	TK	111	300	52
41		Palacode	TK	106	397	20
42		Pappireddipatti	TK	32	275	7
43		Pennagaram	HQRS	152	562	53
44		Dharmapuri	Leprosy	40	25	3
45	Dindugul	Attur	TK	60	221	8
46		Ayakudi	NTK	26	194	5
47		Batalagundu	NTK	42	274	27
48		Kodaikanal	TK	62	242	37
49		Natham	TK	56	304	15
50		Nilakottai	TK	66	391	26
51		Oddanchatram	TK	40	246	20
52		Palani	TK	207	728	150
53		Pannaikadu	NTK	42	175	5
54		Pattiveeranpatti	NTK	26	162	4
55		Thandikudi	NTK	20	98	3
56		Vedasendur	TK	56	263	17
57		Erode	Anthiyur	NTK	88	271
58	Bhavani		TK	124	360	53
59	Erode		HQRS	745	1390	349
60	Gobichettypalayam		TK	143	474	150
61	Kavanthapadi		NTK	30	200	12
62	Kodumudi		NTK	38	251	9
63	Perundurai		TK	60	163	12
64	Sathiyamangalam		TK	120	352	64
65	Bhavanisagar		DPY	6	117	0
66	Kallakurichi	Chinnasalem	TK	50	218	11
67		Sankarapuram	TK	56	338	15
68		Tirukoilur	TK	134	502	40
69		Ulundurpet	TK	136	1070	55



70		Melnilavur	DPY	0	79	0
71		Tirukoilur	Leprosy	20	30	20
72		Thoradippattu	DPY	0	73	0
73	Kancheepuram	Kancheepuram	HQRS	672	1443	378
74		Sriperumbudur	TK	53	426	14
75		Uthiramerur	TK	32	668	15
76		Walajabad	TK	60	363	7
77	Kanyakumari	Arumanai	NTK	21	115	3
78		Boothapandi	TK	73	223	28
79		Colachal	NTK	50	174	14
80		Kanyakumari	TK	36	192	14
81		Karingal	TK	18	129	1
82		Kulasekaram	NTK	60	171	8
83		Kuzhithurai	TK	132	356	62
84		Padhmanabapuram	HQRS	174	498	108
85		Senanvillai	TK	12	122	3
86		Karur	Aravakurtchi	TK	34	194
87	(Mayilapatti) Kadavur		TK	66	185	13
88	Krishnarayapuram		TK	30	231	12
89	Kulithalai		TK	151	293	64
90	Manmangalam		TK	60	231	24
91	Pallapatti		NTK	62	263	18
92	Velauthapalayam		NTK	66	259	26
93	Krishnagiri	Burgur	TK	60	487	41
94		Denkanikottai	TK	100	404	80
95		Hosur	TK	275	1073	250
96		Mathur	NTK	40	409	12
97		Pochampalli	TK	55	441	46
98		Uthangarai	TK	105	882	47
99	Madurai	Melur	TK	108	518	51
100		Peraiyur	TK	36	321	11
101		Sholavandan	NTK	20	307	12
102		Thiruparankundram	TK	60	784	21

103		Tirumangalam	TK	145	945	82
104		Usilampatti	HQRS	185	692	108
105		Vadipatti	TK	54	386	21
106		Mannadimangalam	DPY	0	53	0
107	Mayiladuthurai	Kuthalam	NTK	60	317	17
108		Mayiladuthurai	TK	612	1930	349
109		Sirkazhi	TK	212	849	98
110		Tharangambadi	TK	32	236	12
111		Vaitheeswarankovil	NTK	24	349	10
112	Nagapattinam	Karuppambalam	NTK	26	230	21
113		Kilvelur	TK	30	323	13
114		Nagoor	NTK	30	270	12
115		Porayaru	TK	54	294	9
116		Thirukuvalai	TK	20	358	11
117		Vedaranyam	TK	83	741	58
118	Namakkal	Kolli Hills	TK	60	204	17
119		Komarapalayam	NTK	90	295	35
120		Pallipalayam	NTK	56	478	16
121		Rasipuram	TK	142	388	54
122		Sendamangalam	NTK	84	244	22
123		Tiruchengode	TK	160	583	68
124		Paramathi Velur	TK	76	346	34
125		Vennandur	NTK	32	294	18
126	Perambalur	Karai	TK	60	131	1
127		Krishnapuram	TK	36	113	2
128		Perambalur	HQRS	477	985	339
129		Veppur	TK	36	233	11
130	Pudukottai	Alangudi	TK	108	395	8
131		Annasaval	NTK	60	323	14
132		Aranthangi	TK	231	447	161
133		Avudiyarkoil	TK	32	148	10
134		Gandarvakottai	TK	52	343	29
135		Illuppur	TK	139	411	28

136	Pudukottai	Karambakudi	TK	36	289	11
137		Keeranur	TK	56	369	11
138		Manamelgudi	TK	74	368	40
139		Subramaniyapuram	NTK	24	110	3
140		Thirumayam	TK	66	200	25
141		Valayapatti	NTK	60	185	15
142		Viralimalai	TK	60	202	8
143		Thirugokarnam	DPY	0	314	0
144		Ramanathapuram	Kadaladi	TK	68	122
145	Kamuthi		TK	75	241	18
146	Kilakarai		NTK	60	251	11
147	Mandapam Camp		NTK	20	57	3
148	Mudukalathur		TK	62	225	6
149	Pannaikulam		NTK	36	114	6
150	Paramakudi		TK	208	293	87
151	Rameswaram		TK	62	277	11
152	Thiruvadana		TK	62	235	7
153	Erwadi		RIMH	50	0	0
154	Ranipet	Arakkonam	TK	186	1062	94
155		Arcot	TK	100	381	21
156		Kalavai	NTK	40	320	15
157		Sholingur	NTK	96	718	24
158		Walajapet	HQRS	330	2338	172
159		Ranipet	Leprosy	0	0	0
160	Salem	Attur	TK	238	668	130
161		Bethanaickenpalayam	TK	60	332	13
162		Edapadi	TK	117	429	38
163		Gangavalli	TK	36	245	14
164		Jalakandapuram	NTK	20	243	17
165		Mettur Dam	HQRS	406	456	176
166		Nainampatti	TK	60	299	15
167		Omalar	TK	78	340	44
168		Sankari	TK	58	362	16

169		Vazhapadi	TK	60	222	17	
170		Vembadithalam	NTK	36	178	12	
171		Yercaud	TK	25	107	5	
172		Kariyakoil	DPY	0	105	0	
173		Yethapur	Leprosy	0	0	0	
174	Sivagangai	Devakottai	TK	86	0	0	
175		Ilayankudi	TK	48	277	13	
176		Kalaiyarkoil	TK	60	261	17	
177		Kanadukathan	NTK	52	212	10	
178		Kandanur	NTK	18	148	7	
179		Karaikudi	HQRS	222	550	178	
180		Manamadurai	TK	68	505	28	
181		Pulankurichi	NTK	6	87	5	
182		Singampunari	NTK	71	321	16	
183		Tirupuvanam	TK	60	815	31	
184		Tirupathur	TK	75	553	26	
185		Kothamangalam WCH	W&CH	8	73	5	
186		Paganeri WCH	W&CH	10	70	7	
187		Palavanakudi WCH	W&CH	4	69	5	
188		Pallathur WCH	W&CH	8	90	7	
189		Pulankurichi WCH	W&CH	12	62	7	
190		Sivaganga WCH	W&CH	16	92	11	
191		Somanathapuram	TB HL	50	23	28	
192		Tenkasi	Alangulam	TK	100	314	5
193			Ayikudi	NTK	36	241	4
194	Kadayanallur		NTK	115	372	22	
195	Puliyankudi		NTK	70	302	17	
196	Sankaran Kovil		TK	186	397	105	
197	Shengottah		TK	90	420	11	
198	Sivagiri		TK	68	290	5	
199	Tenkasi		HQRS	337	599	310	
200	Veerakeralamputhur		TK	60	135	1	

201	Thanjavur	Adiramapattinam	NTK	22	418	21
202		Aduthurai	NTK	13	311	8
203		Ayyampettai	NTK	36	374	20
204		Boothalur	TK	60	262	3
205		Kumbakonam	HQRS	526	1266	359
206		Nachiarkoil	NTK	32	303	13
207		Orathanadu	TK	72	372	16
208		Papanasam	TK	44	242	6
209		Pattukottai	TK	300	888	148
210		Peravurani	TK	70	323	16
211		Thirukattupalli	NTK	26	353	13
212		Thiruvaiyaru	TK	44	322	24
213		Tirupanandal	NTK	32	318	6
214		Tiruvidaimarudur	TK	36	342	20
215	The Nilgiris	Coonoor	TK	134	219	43
216		Gudalur	TK	128	246	35
217		Kothagiri	TK	86	176	20
218		Manjur	TK	30	87	2
219		Pandalur	TK	40	130	10
220		Gudalur Bazaar	DPY	0	182	0
221		Yedakadu	DPY	0	50	0
222	Theni	Andipatti	TK	56	423	32
223		Bodinaickannur	TK	110	801	53
224		Chinnamanur	NTK	54	443	19
225		Cumbum	NTK	174	462	100
226		Periakulam	HQRS	346	627	157
227		Uthamapalayam	TK	72	461	33
228	Thoothukudi	Ettaiyapuram	TK	42	196	16
229		Kalangudiyiruppu	NTK	24	151	6
230		Kayalpattinam	NTK	85	190	10
231		Kovilpatti	HQRS	413	844	273
232		Ottapidaram	TK	50	205	8
233		Sathankulam	TK	50	217	11

234		Srivaikundam	TK	56	273	18	
235		Tiruchendur	TK	120	326	54	
236		Vilathikulam	TK	56	151	7	
237	Tiruchirapalli	Lalgudi	TK	139	336	26	
238		Manachanalur	TK	230	268	12	
239		Manapparai	HQRS	50	620	141	
240		Musiri	TK	68	260	39	
241		Omandur	NTK	54	220	10	
242		Srirangam	TK	157	459	68	
243		Thottiyam	TK	54	209	12	
244		Thuraiyur	TK	50	380	19	
245		Thuvakudi	TK	60	299	8	
246		Thuvarankurichi	NTK	60	200	16	
247		Sembulichampatti	DPY	2	41	0	
248		Tirunelveli	Ambasamudram	TK	125	468	66
249			Cheranmadevi	NTK	50	241	11
250	Kalakad		TK	30	173	6	
251	Kudankulam		NTK	148	146	37	
252	Melapalayam		NTK	54	489	10	
253	Nanguneri		TK	52	279	19	
254	Radhapuram		TK	63	100	2	
255	Valliyur		NTK	38	220	8	
256	Tirupattur	Ambur	TK	158	1162	100	
257		Natrampalli	TK	100	493	23	
258		Tirupathur	TK	320	901	237	
259		Vaniyambadi	TK	144	712	102	
260	Tirupur	Avinashi	TK	42	302	8	
261		Dharapuram	TK	150	485	69	
262		Jallipatti	NTK	12	113	0	
263		Kangeyam	TK	83	292	5	
264		Karadivavi	NTK	36	128	3	
265		Madathukulam	TK	60	295	8	
266		Palladam	TK	91	504	30	

267		Udumalpet	TK	224	776	102
268		Uthukuli	TK	60	118	1
269	Tiruvallur	Avadi	TK	50	327	6
270		Gummidipoondi	TK	38	398	20
271		Madhavaram	NTK	64	309	39
272		Pallipattu	TK	38	261	13
273		Pazhavarkadu	NTK	32	377	27
274		Podaddurpet	NTK	36	314	15
275		Ponneri	TK	150	566	61
276		Poonamallee	TK	32	532	11
277		Thiruvottiyur	TK	50	888	34
278		Tiruthani	TK	205	536	73
279		Uthukottai	TK	50	377	19
280		Tiruvannamalai	Arani	TK	127	757
281	Chengam		TK	68	741	37
282	Chetput		TK	60	339	17
283	Cheyyar		HQRS	226	965	145
284	Kalasapakkam		TK	36	415	23
285	Polur		TK	78	855	28
286	Thandrampet		TK	60	353	18
287	Thanipadi		NTK	42	623	39
288	Vembakkam		TK	60	354	16
289	Vandavasi		TK	78	735	21
290	Tiruvarur		Kodavasal	TK	60	344
291		Koothanallur	NTK	15	260	7
292		Mannargudi	HQRS	354	566	217
293		Nannilam	TK	90	374	37
294		Needamangalam	TK	38	385	13
295		Tiruthuraipoondi	TK	130	777	51
296		Valangaiman	TK	35	241	18
297		Vijayapuram	W&CH	50	92	30
298	Vellore	Anaikattu	TK	60	403	5
299		Gudiyatham	TK	130	925	124

300		Peranampet	NTK	30	456	12	
301		Vellore	TK	100	543	26	
302	Villupuram	Gingee	TK	106	821	61	
303		Marakkanam	NTK	60	500	9	
304		Tindivanam	TK	197	889	157	
305		Valavanur	NTK	28	436	8	
306		Vanur	TK	50	299	12	
307		Vikkiravandi	TK	60	217	12	
308		Villupuram	TK	140	152	47	
309		Virudhunagar	Aruppukottai	TK	294	405	199
310			Kallamanayackanpatti	TK	60	166	6
311	Kariapatti		TK	66	499	10	
312	Rajapalayam		TK	212	460	141	
313	Sathur		TK	110	262	27	
314	Sivakasi		TK	148	291	63	
315	Srivilliputhur		TK	131	814	100	
316	Thiruthangal		NTK	60	215	47	
317	Tiruchuli		TK	76	235	19	
318	Watrap		NTK	92	229	21	

DHQRS	–	District Headquarters Hospital
TK	-	Taluk Hospital
NTK	-	Non – Taluk Hospital
DPY	-	Dispensary
WCH	–	Women and Children Hospital
TB HL	–	TB Hospital / Sanatorium
Lep.	–	Leprosy Hospital
RIMH	-	Rehabilitation Institute for Mental Health



## GOVERNMENT HOSPITALS PERFORMANCE

<b>Sl. No.</b>	<b>Details</b>	<b>2019-20</b>	<b>2020-21</b>	<b>2021-22</b>
1	Total out-patients treated	8,85,46,817	4,83,95,311	5,77,74,654
2	Average out-patients treated per day	2,41,931	1,32,590	1,58,287
3	Total in-patients treated	86,48,114	60,32,723	57,18,775
4	Average in-patients treated per day	23,629	16,528	15,668

## Chapter - 4

### PUBLIC HEALTH AND PREVENTIVE MEDICINE

**4.1** In 1923, a separate directorate exclusively for Public Health viz., The Directorate of Public Health and Preventive Medicine, that makes Tamil Nadu is the first State to have a separate Directorate for Public Health. The Department's objective is to prevent disease, prolong life and promote health through organized measures. The prime functions of Public Health includes health promotion through healthy behavior, prevention and control of Communicable and Non-Communicable diseases, organizing and provision of community based Maternity and Child Health Services including Immunization and Family Welfare Services.

It also monitors the health needs, trends at community level through surveillance of diseases and risk factors. Laudable services were rendered during the Pandemic situations within the reach of everyone in the community and considered it as social justice and equity.

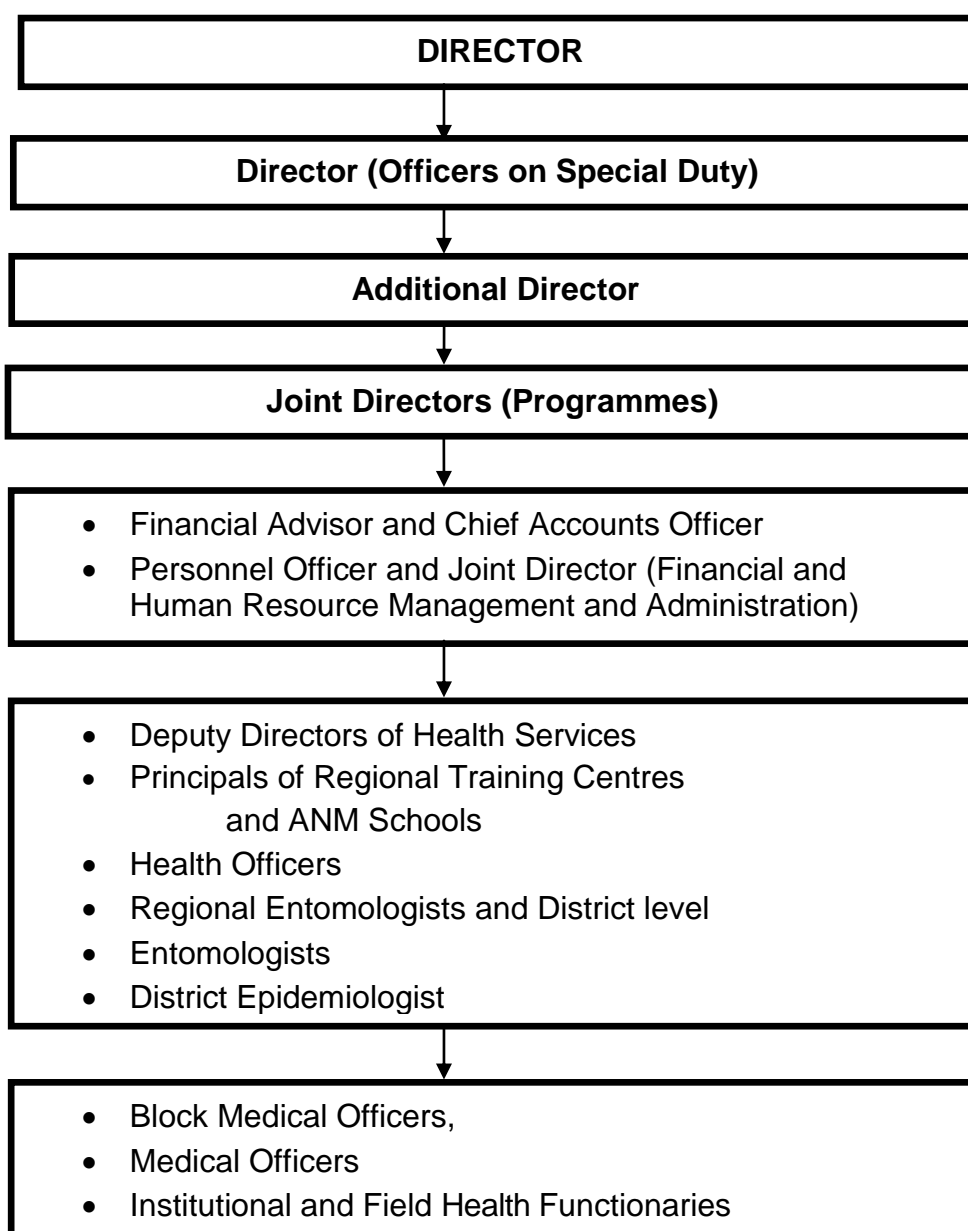
The Department of Public Health and Preventive Medicine in Tamil Nadu provides the Primary Health Care services in the State through 1804 PHCs including 424 Upgraded Primary Health Centres in rural areas and 323 Urban Primary Health Centres in urban areas including 140 Urban PHCs in Greater Chennai corporation to achieve quality services and **Health for All**. There are 8713 Health Sub Centres functioning in the State as first level of service delivery units for the public in Primary Health Care.

#### **4.2 The Institutions which function under this Directorate include:**

<b>DPH &amp; PM</b>	
<b>Health Sub Centres</b>	<b>8,713 Rural + 1,643 Urban</b>
<b>Primary Health Centres Rural</b>	<b>1,804</b>
<b>Urban Primary Health Centres</b>	<b>323 + 140 (GCC)</b>
<b>Block PHCs (CHCs)</b>	<b>388</b>
<b>Urban CHCs</b>	<b>23+ {16+3 EoCs – GCC}</b>
<b>Upgraded PHCs</b>	<b>424</b>
<b>Other Supporting Units</b>	
<b>Zonal Entomological Teams</b>	<b>9</b>
<b>State Public Health Lab</b>	<b>1</b>

<b>District Public Health Lab</b>	<b>32</b>
<b>Filaria Control Units</b>	<b>5</b>
<b>Filaria and Malaria Clinics</b>	<b>42</b>
<b>Japanese Encephalitis Control Units</b>	<b>3</b>
<b>Water Analysis Lab</b>	<b>4</b>
<b>Regional Vaccine Store</b>	<b>10</b>
<b>Regional Training Institutes</b>	<b>7</b>
<b>ANM Training Schools</b>	<b>11</b>

#### 4.3 Administrative Structure

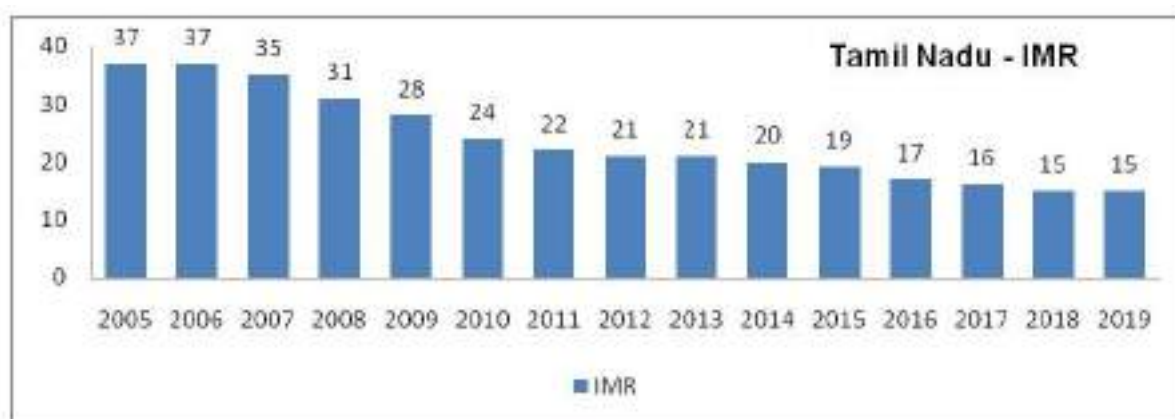


#### 4.4 Infant Mortality Rate (IMR)

The Government of Tamil Nadu is committed and dedicated to reduce the Infant Mortality Rate (Number of infant deaths per year for every 1000 live births) on par with the developed nations.

##### Trend of IMR for India and Tamil Nadu

Year	1980	1990	2000	2010	2011	2012	2013	2014	2015	2016	2017	2018	2019
Tamil Nadu	93	59	51	24	22	21	21	20	19	17	16	15	15
India	114	80	68	47	44	42	40	39	37	34	33	32	30

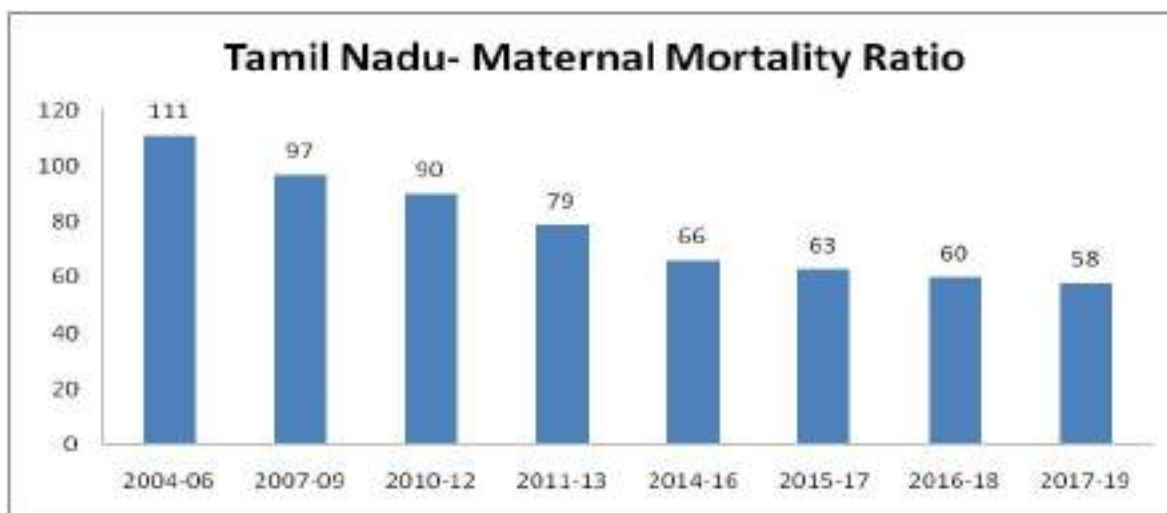


Source: Sample Registration System(SRS) Bulletins 2019

#### 4.5 Maternal Mortality Ratio

Tamil Nadu ranks Third lowest in MMR with 58 per 1,00,000 live births among the major States in India (SRS, 2017-19).

Year	2001-03	2004-06	2007-09	2010-12	2011-13	2014-16	2015-17	2016-18	2017-2019
Tamil Nadu	134	111	97	90	79	66	63	60	58
India	301	254	212	178	167	130	122	113	103



#### 4.6 Civil Registration System:

The registration of the birth and death is carried out uniformly throughout the country as per the Registration of the Birth and Death Act, 1969 and it is governed by Tamil Nadu Registration of Birth and Death Rules, 2000. The Director of Public Health and Preventive Medicine is the Chief Registrar of Births and Deaths, Tamil Nadu.

All Births and Deaths have to be reported compulsorily for registration at the place of occurrence within 21 days of their occurrence and beyond the above said time limit the Registration of Births and Deaths can be carried out as per the prescribed procedures in the Tamil Nadu Registration of Birth and Death Rules, 2000. There are about 16,348 Registration Units existing in the State and the registration activity is carried out by Birth and Death Registrars of various departments viz., Health, Revenue, Municipality, Town Panchayats and Corporation in 38 Revenue Districts.

To have uniformity, the Births and Deaths are registered in the online web portal [https://crstn.org/birth\\_death\\_tn/](https://crstn.org/birth_death_tn/) throughout the State from 01.01.2018. The citizens can download the Birth and Death Certificates for the events registered from 01.01.2018 at free of cost from the web portal [https://crstn.org/birth\\_death\\_tn/](https://crstn.org/birth_death_tn/).

A total of 9,09,800 of births and a total of 8,73,350 deaths have been registered in the CRS common software during the year 2021. During the year 2022 (Upto March 31) 1,93,030 Births and 1,92,093 Deaths were registered.

#### 4.7 Primary Health Centres

The administration of Primary Health Centres has been brought under the control of the Director of Public Health and Preventive Medicine from the 1st March

1996. Presently there are 1804 Rural Primary Health Centres in the State, details of which are furnished below:

<b>Details of Primary Health Centres sanctioned and functioning:</b>		
1.1	Number of Primary Health Centres functioning at the end of VI Five Year Plan i.e 1984-85	436
1.2	Number of Primary Health Centres sanctioned during 1985-86:	
	a) By converting Rural Dispensaries as Additional Primary Health Centres	195
	b) New Additional Primary Health Centres sanctioned	20
1.3	Number of Primary Health Centres sanctioned during 1986-87	
	a) By conversion of Non-Taluk Hospital as Community Health Centres (Upgraded Primary Health Centres)	41
	b) Newly sanctioned Additional Primary Health Centres	5
	c) Newly sanctioned Primary Health Centre (Tribal) Nammiampattu	1
1.4	New Primary Health Centres established in 1987-88 (Additional)	140
1.5	Number of Primary Health Centres (Additional) sanctioned during 1988-89 (*) By winding up of Mobile Health Unit in the Primary Health Centres and creation of Primary Health Centres.	(*)274
1.6	Number of New Additional Primary Health Centres sanctioned during 1988-89	110
1.7	Number of New Additional Primary Health Centres sanctioned during 1989-90	164
	a) New Primary Health Centres : 123	
	b) Conversion of Panchayat Union Dispensaries : 41	
1.8	Number of New Additional Primary Health Centres sanctioned during 1990-91 (Conversion of Panchayat Union Dispensaries)	43
1.9	Number of New Additional Primary Health Centres sanctioned during 1991-92 (Perugopanapalli in Dharmapuri District)	1
	<b>Total</b>	<b>1,430</b>
	14 Primary Health Centres have been upgraded as Taluk Hospitals	(-)14
	<b>Total</b>	<b>1,416</b>
1.10	No.of Primary Health Centre sanctioned during 1993-94	1
1.11	No.of Primary Health Centre sanctioned during 1995-96	1
1.12	No.of Primary Health Centres sanctioned during 1996-97	3
	a) New Primary Health Centres : 1	
	b) Conversion of Panchayat Union Dispensaries : 2	
	<b>Total</b>	<b>1,421</b>
1.13	Primary Health Centre Sankarapuram made as Taluk Hospital	(-)1
		1,420

1.14	Conversion of Panchayat Union Dispensaries	11
	<b>Total</b>	<b>1,431</b>
1.15	23 Primary Health Centres have been upgraded as Taluk Hospital	(-)23
	<b>Total</b>	<b>1,408</b>
1.16	No.of Primary Health Centres sanctioned during 1998-99	6
	<b>Total</b>	<b>1,414</b>
1.17	5 Primary Health Centres have been upgraded as Taluk Hospitals / Non-Taluk Hospitals	(-)5
	<b>Total</b>	<b>1,409</b>
1.18	No.of Primary Health Centres upgraded as Taluk Hospitals	(-)12
	<b>Total</b>	<b>1,397</b>
1.19	No.of Primary Health Centres sanctioned during 1999-2000	2
	<b>Total</b>	<b>1,399</b>
1.20	No.of Primary Health Centres sanctioned during 2000-2001	12
1.21	Upgradation of Primary Health Centre Kurinjipadi, Cuddalore Dist.as Non-Taluk Hospital	(-)1
	<b>Total</b>	<b>1,410</b>
1.22	No.of Primary Health Centre sanctioned during 2001-2002	1
	<b>Total</b>	<b>1,411</b>
1.23	No.of Primary Health Centres sanctioned during 2003-2004	2
	<b>Total</b>	<b>1,413</b>
1.24	No.of Primary Health Centres sanctioned during 2004-2005	2
	<b>Total</b>	<b>1,415</b>
1.25	No.of Primary Health Centres sanctioned during 2005-2006	2
	<b>Total</b>	<b>1,417</b>
1.26	No.of Maternity Centres converted as Primary Health Centres during 2007 - 08 (Poonamallee)	1
1.27	No.of Maternity Centres converted as Upgraded Primary Health Centres (Kundrathur)	1
1.28	No.of Primary Health Centre sanctioned during 2008-09 (110+Senthur and Semmanchery)	112
	<b>Total</b>	<b>1,531</b>
1.29	No.of Primary Health Centre sanctioned during 2009-10	6
	<b>Total</b>	<b>1,537</b>
1.30	No.of Primary Health Centres sanctioned during 2010-11	50
	<b>Total</b>	<b>1,587</b>
1.31	No.of Primary Health Centres sanctioned during 2011-12 ( 3+20)	23
	<b>Total</b>	<b>1,610</b>

1.32	No.of Primary Health Centres sanctioned during 2012-13 ( 1+1+16)	18
	<b>Total</b>	<b>1,628</b>
1.33	No.of Primary Health Centres sanctioned during 2013-14 ( 20+2+118)	140
	<b>Total</b>	<b>1,768</b>
1.34	No.of Primary Health Centre upgraded as Government Hospital (Kudankulam upgraded as 148 bedded Government Hospital )	(-1)
1.35	No.of Primary Health Centres handed over to Chennai Corporation(Manali, Porur,Mugalivakkam, Semmancheri)	(-4)
1.36	No.of.Primary Health Centres sanctioned during 2014-2015	7
1.37	No.of Primary Health Centres upgraded as Government Hospital (Thuvakudi, Thiruthangal, Thirupuvanam)	(-3)
	<b>Total</b>	<b>1,767</b>
1.38	No.ofPanchayat Union Dispensaries converted as PHCs during 2014-2015	8
	<b>Total</b>	<b>1,775</b>
1.39	No.of Primary Health Centres upgraded as Government Hospital (Kolarpatti, Sundakamuthur, Manmangalam, Karambakudi, Valapadi, Kalasapakkam, Uthukuli, Madathukulam, Natrampalli)	(-9)
	<b>Total</b>	<b>1,766</b>
1.40	No.of Primary Health Centres sanctioned during 2015-16 ( 10+5)	15
	<b>Total</b>	<b>1,781</b>
1.41	No.of Primary Health Centres handed over to Chennai Corporation(Manali New Town, Okkiamthuraipakkam)	(-2)
	<b>Total</b>	<b>1,779</b>
1.42	No.of Primary Health Centres upgraded as Government Hospital (Madukkarai, Vembakkam, Kinathukadavu , Veppur, Bhuvanagiri, Athoor, Chinnasalem, Walajabad, Mailampatti, Bargur, Thiruparankundram, Valavanthinadu, Karai, Viralimalai, Ponnamaravathy, Tiruporur, Peddanaickenpalayam, Nainampatti, Alangulam, Veerakeralamputhur, Kalaiyarkoil, Kallamanaickanpatti, Budhalur, Chetput, Thandrampet, Anaikattu, Vikkiravandi)	(-27)
	<b>Total</b>	<b>1,752</b>
1.43	No.of Primary Health Centres sanctioned during 2016-17	25
	<b>Total</b>	<b>1,777</b>
1.44	No.of Primary Health Centres Converted as Urban PHCs (Kalveerampalayam, Thudiyalur, Pothanur, Vellakinaru, Valparai, Lourdammalpuram, Mullaikadu, Kattur, Thiruverumbur, Alamelumangapuram, Konavattam, Pallikuppam, 15-Velampalayam) (* Thiruparankundram Urban PHC is newly created)	(-13)
	<b>Total</b>	<b>1,764</b>
1.45	No.of GH degraded as Primary Health Centre(Ponnamaravathy)	1



	<b>Total</b>	<b>1,765</b>
1.46	No.of Primary Health Centres sanctioned during 2017-18 (12+30)	42
	<b>Total</b>	<b>1,807</b>
1.47	No.of Primary Health Centres Converted as Urban PHCs (2021- 2022) - Sholayar Nagar, Mudis Nagar (Coimbatore) and Thatchanallur(Tirunelveli)	(-3)
	<b>Total</b>	<b>1,804</b>

#### 4.8 Community Health Centres/Upgraded Primary Health Centres

The Government decided in 2001 to provide at least one 30 bedded Upgraded Primary Health Centre in each block where there is no such health facilities in a phased manner. Each upgraded Primary Health Centre has 5 Doctors, an operation theatre, modern equipments like Ultra Sonogram, ECG, Semi Auto Analyzer, X-ray and an ambulance. At present 424 Upgraded Primary Health Centres are functioning in 385 blocks.

<b>Upgraded of Primary Health Centres</b>	
No.of Primary Health Centres upgraded prior to 2001	24
No.of Primary Health Centres upgraded during 2001-2002	21
<b>Total</b>	<b>45</b>
No.of Primary Health Centres upgraded during 2002-03	37
<b>Total</b>	<b>82</b>
No.of Primary Health Centres upgraded during 2003-04	35
<b>Total</b>	<b>117</b>
No.of Primary Health Centres upgraded during 2004-05	12
No.of Primary Health Centres upgraded during 2005-06	1
<b>Total</b>	<b>130</b>
No.of Primary Health Centres upgraded during 2007-08	75
No.of Primary Health Centres upgraded during 2007-08 (Medavakkam Primary Health Centre by Catalyst Trust)	1
No.of Primary Health Centres upgraded during 2008-09	50
<b>Total</b>	<b>256</b>
No.of Primary Health Centre sanctioned and upgraded during 2008-09 (Semmenchery Primary Health Centre)	1
<b>Total</b>	<b>257</b>

No.of Primary Health Centre upgraded during 2010-11	26
<b>Total</b>	<b>283</b>
No.of Primary Health Centre upgraded during 2011-12 (2+24)	26
<b>Total</b>	<b>309</b>
No.of Primary Health Centre upgraded during 2012-13 (12+20)	32
<b>Total</b>	<b>341</b>
No.of Primary Health Centre upgraded during 2013-14	64
<b>Total</b>	<b>405</b>
No.of Primary Health Centres handed over to Chennai Corporation (Porur, Semmenchery)	(-)2
<b>Total</b>	<b>403</b>
No.of Primary Health Centres upgraded as Government Hospital (Thuvakkudi)	(-)1
<b>Total</b>	<b>402</b>
No.of Primary Health Centres upgraded as Government Hospital (Kolarpatti, Manmangalam, Valapadi, Natrampalli)	(-)4
<b>Total</b>	<b>398</b>
No.of Primary Health Centre upgraded during 2015-16 (7)	7
<b>Total</b>	<b>405</b>
No.of Primary Health Centres upgraded as Government Hospital (Madukkarai, Bhuvanagiri, Walajabad, Mylampatti, Bargur, Valavanthinadu, Viralimalai, Karai, Kalayarkoil, Budalur, Alangulam, Chetpet, Thandarampattu, Anaicut, Vikravandi, Chinnasalem, Kallamanaickanpatti)	(-)17
<b>Total</b>	<b>388</b>
No.of Primary Health Centres Converted as Urban PHCs (Thudialur, Poonamallee)	(-)2
<b>Total</b>	<b>386</b>
No.of Primary Health Centre upgraded during 2017-18 (15+9)	24
<b>Total</b>	<b>410</b>
No.of Primary Health Centre upgraded during 2018-19 (12)	12
<b>Total</b>	<b>422</b>
No.of Primary Health Centre upgraded during 2019-20 (1) - Koneripatti PHC (Salem District)	1
<b>Total</b>	<b>423</b>

No.of Primary Health Centre upgraded during 2019-20 (1) - Melvisharam PHC (Ranipet District)	1
<b>Total</b>	<b>424</b>

## **Primary Health Centre Services**

### **4.9 Institutional Services Monitoring Report:**

The Institutional services rendered by the Primary Health Centres are being monitored monthly through ISMR at Primary Health Centres Level. Feedback reports are sent to Deputy Directors of Health Services. During the year **2021-22 (upto March 2022)**, **12,42,23,942** Out Patients at the Rate of **149** per Primary Health Centre/Day and **24,47,694** In Patients at the Rate of **89** per Primary Health Centre/month were treated and **1,03,242** deliveries were conducted at the rate of **4** per Primary Health Centre/Month.

### **4.10 Deliveries conducted at Primary Health Centres**

For the Year **2021-22 (upto March 2022)**, **1,03,242 deliveries** have been conducted in the Primary Health Centres. Upgradation of all Primary Health Centres as 24x7 Primary Health Centres, introduction of birth companion scheme, provision of Ultra Sonogram machines, upgradation of 30 bedded Primary Health Centres with operation theatre, Dr.Muthulakshmi Reddy Maternity Benefit Scheme, provision of diet for antenatal mothers, maternity picnics to Primary Health Centres, provision of drop back facilities for delivered mothers and establishment of birth waiting room sare important contributory factors for the conduct of deliveries in Primary Health Centre deliveries.

### **4.11 Caesarean Section Delivery in PHCs**

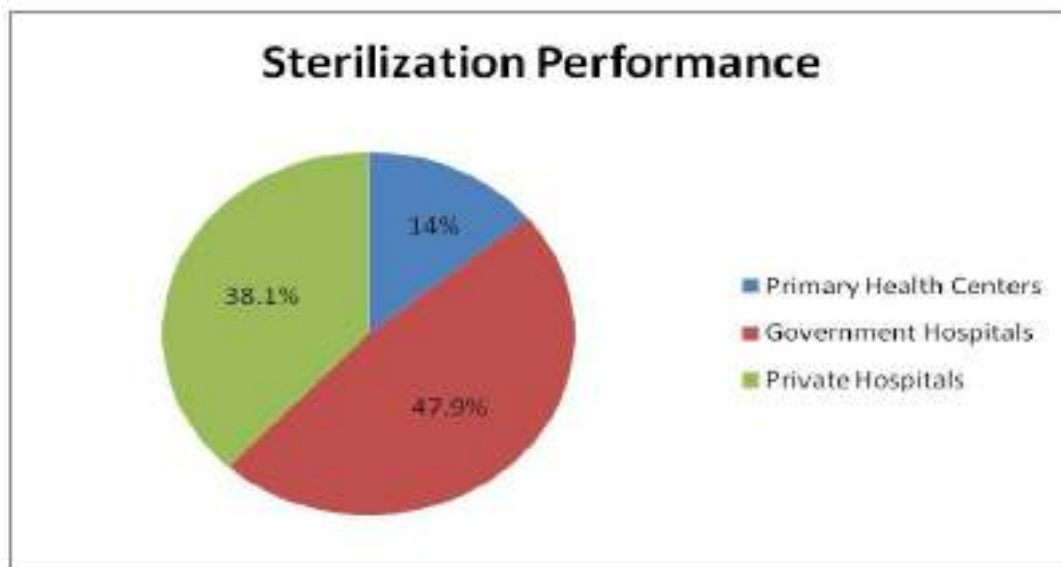
Presently, Caesarean services are provided in **106** Primary Health Centres. During the Year **2021-22 (upto March 2022)**, **9,854** Caesarean Sections were performed in these Primary Health Centres. Sixth Common Review Mission of National Rural Health Mission has recorded its appreciation for the efforts taken by Tamil Nadu State to provide Caesarean Section deliveries at Primary Health Centres.

### **4.12 Family Welfare Sterilization Performance by Primary Health Centres**

Family Welfare sterilization services are provided in **428** Primary Health Centres of the State. During the year 2021-22, **32,543** sterilizations have been performed in these Primary Health Centres, accounting for **14** percent of

sterilizations performed in the entire State.

#### 4.13 Sterilisation Performance



#### 4.14 Urban Primary Health Centres

Tamil Nadu is the most urbanized state in the country. As per 2011 census 3,49,49,729 persons (48.45%) of the state population live in Urban areas. Urban Health under the Directorate of Public Health and Preventive Medicine with the support of National Health Mission cover 20 Municipal Corporations and 102 Municipalities. 323 Urban PHCs (UPHC) are functioning in these Municipalities and Corporations at an average of 1 UPHC per 50,000 urban populations. 151 facilities functioning with Municipalities and Corporations were taken over by the Department of Public Health and Preventive Medicine from the Commissionarate of Municipal Administration and converted in to UPHCs with additional building and Human Resources under National Urban Health Mission. So far, 23 Urban PHCs have been upgraded with 30 bedded facilities as Urban Community Health Centres (UCHC) and functions as First Referral Units at an average of 1 UCHC per 2.5 Lakh Urban Population. 5 Urban Mobile Medical Units are functioning in the corporation limits of Coimbatore, Madurai, Trichy, Salem and Tiruppur.

Sl. No.	Type of ULB	No. of Municipalities	No. of UPHCs/ UCHC	Population covered
1.	No. of UPHCs in Municipalities	102	122 (Including 1 UCHC)	61,78,154

2.	No. of UPHCs in Corporations	20	201 (Including 22 UCHCs)	1,05,66,835
<b>Total Population covered</b>				<b>1,67,44,989</b>

#### 4.15 Menstrual Hygiene Programme

The Menstrual Hygiene Programme was launched on 27.03.2012. The objective of the Scheme is to increase awareness among adolescent girls on menstrual hygiene, build self-esteem and empower girls for greater socialization to increase access to and use of high quality sanitary napkins and to ensure safe disposal of sanitary napkin.

Under this scheme 3 packs of priceless beltless sanitary napkins containing 6 pads per packs are distributed every 2 months for each Adolescent Girl from 10 – 19 years of age. Totally 18 packs are given for a year. Both School and non School going girls in rural areas are covered. The Priceless Belt Type Sanitary Napkins are also distributed to Post Natal Mothers who delivered Government Institutions @ 7 packs each (6 pads per pack), Women Prison inmates and Female Inpatients in the Institute of Mental Health, Chennai, 18 packs (6 pads per pack) for a year.

This Scheme is now extended to Adolescent Girls in the Urban Areas and Women inpatients in Government Institutions in the reproductive age group of 15-49 years.

The Sanitary Napkins are procured through Tamil Nadu Medical Services Corporation Limited. The Procurement of Belt type sanitary napkins is made through Self Help Groups (SHG) by Tamil Nadu Corporation for Development of Women.

Sl. No.	Category	Number of Beneficiaries
1	Adolescent girls in rural and urban areas (10 – 19 Yrs) who have attained puberty	32,34,008
2	Post-natal mothers	3,42,177
3	Women Prison inmates	3,000
4	Female in-patients in Institute of Mental Health, Chennai.	1,900
<b>Total Beneficiaries</b>		<b>35,81,085</b>

#### 4.16 Immunization Programme

Annually, around 10.08 lakhs pregnant women and 9.20 lakhs infants are being covered under Immunization programme. The State has reported more than 95 % coverage over the years.

#### Immunization Performance during 2019-20, 2020-21 and 2021-22

(Fig. in lakhs)

Vaccine	2019-20			2020-21			2021-22*		
	Target	Achievement	%	Target	Achievement	%	Target	Achievement	PT% (proportionate target) %
TdM	10.44	10.11	97	10.21	9.85	96	10.08	9.84	98
Pentavalent	9.53	9.51	99.82	9.31	9.28	99.67	9.20	9.09	99
POLIO	9.53	9.51	99.82	9.31	9.26	99	9.20	9.13	99
BCG	9.53	9.21	97	9.31	9.08	98	9.20	9.11	99
MR	9.53	9.57	100	9.31	9.23	99	9.20	9.11	99
JE	3.53	3.59	102	3.52	3.48	99	3.50	3.48	99

#### 4.17 Dr. Muthulakshmi Reddy Maternity Benefit Scheme

Dr.Muthulakshmi Reddy Maternity Benefit Scheme (MRMBS) is implemented by the Hon'ble Chief Minister of Tamil Nadu, on 15.09.2006 with a noble objective of providing assistance to poor pregnant women/mothers to meet expenses on nutritious diet, to compensate the loss of income during motherhood, to avoid low birth weight of newborn babies and aimed at reducing IMR and MMR. Under the cash assistance of Rs.6,000/- is given to pregnant women of Below Poverty Line.

The State Government has enhanced the assistance Rs.6,000/- to Rs.12,000/- from 01.06.2011, G.O. (Ms.) No.276, Health and Family Welfare (P2) Department, dated on 03.11.2011, Rs.12,000/- was enhanced to Rs.18,000/- per beneficiary and the guidelines of Distribution of financial assistance under this scheme was given in the G.O. (Ms.) No.118, Health and Family Welfare (P2) Department, dated on 02.04.2018. Rs.14,000/- cash benefit is disbursed in the bank account of the beneficiaries and two Nutrition Kits each worth of Rs.2,000/- for comprising iron tonic and nutrition supplements to reduce anaemia amongst the

pregnant women and improve the birth weight of infants are distributed to the beneficiaries. In the Budget Estimates of 2022-23, Rs.815.66 Crore has been allocated for this flagship scheme.

**Year wise Performance under the scheme**

<b>Year</b>	<b>Amount allotted (Rs.in Crores)</b>	<b>Amount Disbursed to Beneficiaries (Rs. in crores)</b>	<b>No. of Beneficiaries</b>
2006–2007	100.00	100.00	2,41,095
2007-2008	300.00	296.64	6,79,831
2008-2009	350.00	349.26	5,79,821
2009-2010	360.00	358.60	5,99,126
2010-2011	360.00	347.51	5,81,790
<b>Total</b>	<b>1470.00</b>	<b>1452.01</b>	<b>26,81,663</b>

<b>Year</b>	<b>Amount allotted (Rs.in Crores)</b>	<b>Amount Disbursed to Beneficiaries (Rs. in crores)</b>	<b>No. of Beneficiaries</b>
2011–2012	660.00	515.11	6,73,093
2012-2013	716.77	639.54	6,70,313
2013-2014	716.77	652.16	6,63,623
2014-2015	667.00	658.75	6,65,240
2015-2016	667.00	621.77	6,35,225
2016-2017	667.00	609.37	6,49,904
2017-2018	675.00	640.67	7,14,718
2018-2019	957.87	895.79	7,06,792
2019-2020	957.87	879.52	7,65,822
2020-2021	957.87	884.44	8,59,117

2021-2022	957.87	857.19	7,94,779
<b>Total</b>	<b>8601.02</b>	<b>7854.32</b>	<b>77,98,626</b>

#### **4.18 Palli Sirar Kannoli Kappom Thittam (KKT)**

Kannoli Kappom Thittam is being implemented from the year 2009 onwards to screen all the students studying in 6th std to 12th std in Government and Government aided Schools for refractive errors. Some of the students who are wearing spectacles may require new spectacles as the refractive error may change from time to time every year. Hence, it is proposed to do recheck-ups of the students from 7th to 12th standards who have been given spectacles already in the previous years in all Government and Government aided schools in the State.

One or two teachers per school have been trained by the PMOAs and they screen all the students at Schools and list out the students with vision impairment within stipulated time and send them for examination by PMOA.

The PMOA examines and generates prescriptions and order for spectacles. On the receipt of the spectacle, it is issued to the students by the PMOA in the School. Totally, **1,55,909** School children were screened and 1,25,779 are arranged for providing spectacles during the year 2021-2022.

#### **4.19 Amma Baby Care Kit Scheme:**

Amma Baby Care Kit scheme is being implemented in all the Government Health Sector from 8<sup>th</sup> September 2015. Amma Baby Care Kit which contains 16 healthcare items is provided to the mothers after delivery in Government Health facilities to improve the hygiene of the postnatal mothers for self and baby care. Under State Budget, **Rs.50 Crores** was allotted every year on quarterly basis. The same amount was deposited in to Tamil Nadu Medical Service Corporation Limited, Chennai-8 for the supply of Amma Baby Care Kits. For this Financial Year (2021-22) upto 31.03.2022 – **4,05,370** delivered mothers have been benefited.

#### **4.20 Hospital on Wheels**

In the year 2007, Mobile Medical Units was launched to provide health care services in remote villages and far flung areas. Initially, 100 Mobile Medical Units Vehicles were procured for implementation of this scheme. Further 285 Mobile Medical Units were procured during 2008. The Mobile Medical Camps are being



conducted in all the 385 blocks in Tamil Nadu with one Medical Officer, One Staff Nurse, One Driver and one Attender cum cleaner comprising a Mobile Team.

In 2011-12, the existing 385 Mobile Medical Units was upgraded as Hospital on Wheels with additional manpower, Laboratory facilities and other Diagnostic equipments. At Present, 476 Hospital on Wheels team is functioning in the state which includes 50 Mobile Medical Clinics were sanctioned, 1 each for 35 Districts and 15 for Greater Chennai Corporation to provide medical facilities to the construction workers at a cost of 16.398 crores.

The Ultimate aim of Hospital on Wheels Programme is to provide high quality medical care with focus on mother and child health services and non communicable diseases covering all the remote villages and hamlets as per the Fixed Tour Programme specifically for each block. Information boards about the day and time of visit are permanently displayed at the camp site. 40 camps are being conducted per month per block as per FTP. High risk areas like temporary settlements are given high priority. People with diabetes and hypertension are given medicines for one month period.

During the financial year, 2011-12 to 2020-21, 19.4 Lakhs camps were conducted and 13.9 Crore persons were benefited. For the financial year 2021-22 [April-March], 2.41 Lakhs camps were conducted and 1.84 Crore persons were benefited.

#### **4.21 Kalaigarnar VarumMun Kappom Thittam:**

The flagship programme was launched by Hon'ble Chief Minister of Tamil Nadu Muthamiz Arignar Dr.Kalaigarnar in 1999 in order to bring changes in wellness attitude and health seeking behaviour of the people. The scheme was implemented in the banner of Specialty Medical Camp during 2001-06 and 2011-21. Hon'ble Minister for Health and Family Welfare announced in the Legislative Assembly on 02.09.2021 that the scheme will be revived and revamped as Kalaigarnar's VarumMun Kappom Thittam. The scheme was inaugurated by Hon'ble Chief Minister on 29.09.2021 in Vazhapadi, Salem District for conducting 1250 Medical camps by teams of Medical experts all over the State (1155 Camps in 385 Blocks, 80 Camps in 20 Corporations and 15 camps in Greater Chennai Corporation).

This scheme provides comprehensive health check up, treatment and health education to the rural and urban people. During the Varumun Kappom Thittam Camps, all the Specialist Doctors screened the beneficiaries for communicable and non-communicable diseases and treatment was given for minor ailments. All investigations like blood, urine examination was done by using modern lab equipments like semi Auto Analyser. All pregnant mothers were examined with Ultra Sonogram to detect any foetal abnormalities. Camps were conducted from 9.00 a.m. to 4.00 p.m. The referral and follow up camps were conducted in the referral institutions.

In this camp, treatment is given for the diseases like cancer, diabetics, blood pressure, heart diseases and geriatrics to the village people in addition to the general treatment by utilizing the services of Specialists in this field from Government Hospitals. Patients who need surgery will be referred to Government Hospitals and also referred under Honourable Chief Minister's Comprehensive Health Insurance Scheme.

During the year 2021-2022 under Kalaingar's VarumMun Kappom Thittam, 1,248 camps were conducted benefitting 8,64,934 persons as on 31.03.2022

#### **4.22 Quality**

##### **A. NQAS - National Quality Assurance Programme**

###### **Introduction:**

National Quality Assurance Standards have been developed by Government of India keeping in the specific requirements for public health facilities as well global best practices. NQAS are currently available for CHCs, PHCs and Urban PHCs. This year the programme is being implemented in HWC HSC

###### **Objectives:**

Four Principles of Quality Assurance

- Quality Assurance is oriented toward meeting the needs and expectations of the patients.
- Quality assurance focuses on the systems and processes.
- Quality assurance uses data to analyse service delivery processes.
- Quality assurance encourages a team approach to problem solving and quality improvement.

## Sustenance

1. Facilitation and recognition of achievement Financial Incentives
2. Recertification after every three years

Quality culture could be build up with consistent efforts and investments. It is not something which is inherent and cannot be changed. One of the key initiative for building Quality culture is through 'rewards and recognition' and continuing handholding support from the state & district administration. The facilities, which get National Certification for the quality and have retained such status during subsequent assessments, must be incentivised. The proposal for incentives can be re-visited at the time, when large numbers of facilities are accredited.

## Incentives

Incentive money can be given to the health facility that succeeds in getting the National Certification. The amount should be proportionate to the size of the facility (No. of Beds). CHCs/PHCs/UPHCs getting NQAS certification are provide incentives to an amount of Rs.3,00,000/- per year. This money can be used for following purposes:

- a. 25% of fund could be spent on financial incentives for the staff, who have been active participants of quality assurance programme.
- b. Remaining 75% of such fund could be spent in improving working condition at the health facility. However, such fund would not be spent on those activities for which support from the state's regular budget is available.

## Achievements

- So far 89 Primary Health Centres have received NQAS (National Quality Assurance Standards) Certification.

Sl. No.	Financial Year	NQAS Certification Facilities			
		CHC	PHC	Urban PHC	Total
1	2018-2019	5	8	0	13
2	2019-2020	16	18	0	34
3	2020-2021	2	2	3	7
4	2021-2022	16	19	0	35
<b>Total</b>		<b>39</b>	<b>47</b>	<b>3</b>	<b>89</b>

## B. Kayakalp Award Scheme

### Introduction:

The Prime Minister of India introduced the Swachh Bharat Abhiyan on 2nd of October, 2014 to promote cleanliness in public space. Cleanliness and hygiene are good for healthy living, but it becomes a need when we talk about health care facilities. Cleanliness not only prevents the spread of infection but also provides the patients and the visitors a positive experience.

Ministry of Health And Family Welfare, Government of India, has launched a national initiative on 15th of May, 2015 to promote cleanliness and enhance the quality of public health facilities. The purpose of this initiative is to appreciate and recognise their effort to create a healthy environment. The name of this initiative is "KAYAKALP". Swachhta guidelines for health facilities along with this initiative have also been issued.

### Objectives:

The objective of the award scheme is as follows:

- To promote cleanliness, hygiene and Infection Control Practices in public Health Care Facilities.
- To incentivize and recognize such public healthcare facilities that show exemplary performance in adhering to standard protocols of cleanliness and infection control.
- To inculcate a culture of ongoing assessment and peer review of performance related to hygiene, cleanliness and sanitation.
- To create and share sustainable practices related to improved cleanliness in public health facilities linked to positive health outcomes.

### Distribution of Awards

Sl. No.	Financial Year	CHC	PHC	Urban PHC	HWC HSC	Total
1	2016-2017	25	54	NA	NA	79
2	2017-2018	117	186	39	NA	342
3	2018-2019	157	217	27	NA	401
4	2019-2020	212	423	133	148	916
5	2020-2021	331	837	178	353	1699
6	2021-2022	269	728	159	410	1566

## Tamil Nadu:

Kayakalp award scheme was initiated since 2016 and the award has been given consistently to best performing health facilities in Tamil Nadu. At the State level only one CHC is announced as Winner and one CHC as Runner. While One PHC from 37 districts was announced as winner. While, Commendation award was given to those who scored above 70% in External assessment. Due to this initiative, many public health facilities have received rewards, and recognition, thereby providing best safe treatment for patients with better quality.

### 4.23 Rashtriya Bal Swasthya Karyakram (RBSK)

- Rashtriya Bal Swasthya Karyakram (RBSK) is a scheme under which 0-18 years children are screened and follow-up. This scheme is implemented from April 2015 in Tamil Nadu. Early Intervention Service is provided to children who are identified with conditions categorized as 4Ds, namely, **1. Defects at birth, 2. Deficiencies, 3. Developmental delays including disabilities, 4. Diseases.** The Child Health Screening and Early Intervention Services thus aims at early detection and management of 30 selected health conditions among children thereby reducing the Morbidity and Mortality.
- RBSK surgeries are performed for 7 major conditions (Congenital Heart Disease, Rheumatic Heart Disease, Congenital Deafness, Congenital Cataract, Cleft Lip and Cleft Palate, Neural Tube Defects and Club Foot)
- This Programme is being successfully implemented in Tamil Nadu by providing two Mobile Health Teams to each of the Block Primary Health Centres. The RBSK – Mobile Health Team consists of a Medical Officer, a Staff Nurse, Sector Health Nurse a Pharmacist and with Driver. There are 770 Mobile health teams in 385 Rural blocks, 15 Mobile Health Team in Greater Chennai Corporation and 20 Mobile Health Team in Urban areas.
- This team will visit the schools once in a year and Anganwadi Centres twice in a year. There are 45,895 Government and Government Aided Schools and 51,829 Anganwadi Centres.
- The Children identified with Birth defects, deficiencies, Disabilities and Diseases etc., are be referred to **District Early Intervention Centre(DEIC)** which has been established in the Government Medical College hospitals or

at the District Head Quarters Hospitals in districts without a Medical College Hospital.

- DEIC are functioning at 34 facilities (13 Districts Headquarters Hospitals and 21 Medical College Hospitals) aiming at early detection and intervention so as to minimize disabilities among the children diagnosed with health conditions requiring intervention and has the required facilities for providing social, educational, vocational and economic rehabilitation services provided by 12 members team headed by a dedicated DEIC Paediatrician. All 34 DEIC facilities have been empanelled under Chief Minister's Comprehensive Health Insurance Scheme (CMCHIS).
- 24,77,990 children aged between 0-18 years have been identified with 4 D's (Defects at Birth , Deficiencies , Disease , Developmental delay & disability) from April 2021 – March 2022.
- So far 3,53,328 Children have been identified for 4 D's through screening from April 2021 – March 2022.
- Out of 3,53,328 Children Identified, 1,94,158 children have been surgically managed from April 2021 – March 2022.

#### **4.24 Rashtriya Kishor Swasthya Karyakram (RKSK)**

This Programme aims to provide Adolescent Health Care Services. The Target group are Adolescents between 10 – 19 Yrs with Universal coverage i.e males and females; Urban and Rural; In School and Out of School; Married and Un Married and Vulnerable and under-served children. The Main Objectives are to improve Nutrition, Enable Sexual and Reproductive Health, Enhance Mental Health, Prevention of Injuries and Violence, Prevention of Substances misuse and Address conditions for NCDs, to Increase the availability and access to information about adolescent's health, to Increase accessibility and utilization of quality adolescents counseling and health services and Forge multi-sectoral partnerships to create safe and supportive environment for adolescents. RKSK Programme is implemented in 24 districts.

#### **Adolescent Friendly Health Clinic (AFHCs)**

Adolescent Friendly Health Clinics (AFHCs) are successfully functioning in 245 Blocks PHCs, 166 Government Hospitals, 12 District Head Quarters Hospitals and 19 Medical College Hospitals.

**Achivement** : Totally 1,68,499 adolescents were treated with clinical services and 1,52,890 adolescents were given counseling services during the year 2021-2022

### **Peer Educators (PE)**

Four Peer Educators (two boys and two girls) are selected in every village by the Village Health Water Sanitation Committee. 38,532 Peer Educators have been selected and trained.

### **Adolescent Friendly Club (AFC)**

Adolescent Friendly Club meeting is conducted every month for the Peer Educator at the Health Sub Centre by the Village Health Nurse.

### **Adolescent Health Day (AHD)**

Adolescent Health Day is to improve coverage with Preventive and promotive intervention for adolescent and to increase awareness among adolescents, parents, families and stakeholders about issues and needs related to adolescent health. AHDs will be conducted at the village level at AnganwadiCentres or any other public place where adolescent and all stakeholders have easy accessibility.

### **Weekly Iron Folic Acid Supplementation (WIFS)**

WIFS Program is implemented to control Anemia among Adolescents. Under this program IFA Supplements are distributed free of cost on a weekly basis to the target group at Government and Government Aided Schools and Anganwadi's. Each IFA Tablets contains 100 mg elemental iron and 500 micro gram folic acid. Biannual Deworming is done through administering T.Albendazole (400 mg), for control of worming infestation. During 2021-2022 5,49,61,957 adolescents were given WIFS Tablets.

### **Menstrual Hygiene Scheme (MHS)**

MHS is focused to increase awareness among adolescent girls on Menstrual Hygiene and to increase the use of high quality sanitary napkins. Target Group – Adolescent girls in the age group of 10 – 19 Years. 3 Packets of Sanitary Napkins (Puthuyugam) – (each pack contains six napkins), Supplied free of cost in schools through Nodal Teachers and through Anganwadi Workers for Non – School going Adolescent Girls.

#### 4.25 National Leprosy Eradication Program -Tamil Nadu State Performance

Indicators	2020 – 21	2021 - 22
Under Treatment Cases	1567	2,017
Prevalence rate/10000 population	0.19	0.24
New Case detected	1769	2,434
ANCDR/100000 population	2.12	2.92
Total Cured cases (RFT)	3101	1,846
New Child Cases detected	154	228
Proportionof Child cases	8.71	9.37
New Female cases detected	731	1,020
proportionof Female cases	41.32	41.91
New Grade II Deformity cases	48	97
Proportion of Gr. II Deformity cases	2.71	3.99
Gr. II Deformity rate/ Million population	0.58	1.16
Child Deformity cases	Nil	Nil

➤ **Post Exposure Prophylaxis**-A single dose Rifampicin is given to all contacts (Family & Neighbors) of newly detected Leprosy Patients – 20,934 contacts were benefited by this activity during April 2021 to March 2022.

➤ **Contact survey -**

Year	No. of Examined Contacts	New cases
2020 – 21	7,85,703	101
2021 – 22	9,52,864	86

➤ **ActiveCase Detection & Regular Surveillance details from April 2021 to March 2022**

Eligible pop. For screening	Screened population	Suspects referred	Suspects examined	Cases confirmed	Cases started MDT
1,72,77,486	62,28,260	16,180	15,080	455	455



➤ **Disability Prevention and Medical Rehabilitation**

DPMR Activities	2020 - 21	2021 – 22
Total No. Reconstructive Surgeries	81	90
Total No. Self-care kits distributed	17,206	20,664
Total No. MCR foot wears given	10,028	10,627
No. of patients treated for Reaction and Neuritis	305	365
No. of Persons receiving Rs.1500/- per month Under Disability maintenance grant	7,776	9,439
No. of Persons receiving Rs.1000/- per month Under Social Security Scheme	3,494	2,285

**4.26 COVID-19**

The COVID-19 outbreak is declared as Public Health Emergency of International Concern (PHEIC) by WHO. It is also declared as Pandemic that requires massive urgent Public Health efforts for control. The Government of Tamil Nadu declared that Corona Virus Disease (COVID 19) is a notified disease in State of Tamil Nadu and declared that there is a threat of outbreak of Corona Virus Disease (COVID 19) in the State of Tamil Nadu. Further, the Government prescribed regulations to prevent the Outbreak of Corona Virus diseases COVID-19 under the Epidemic Diseases Act 1897 (Central Act No. 3 of 1897). 34,52,825 people were affected by this COVID19 in Tamil Nadu till 31.03.2022.

The cases reached a peak at last week of July last year and started declining due to various measures taken by the new Government sworn on 7<sup>th</sup> May 2021 including strict lockdown but it again started increasing from the beginning of January 2022. The following are the major activities that are taken by Directorate of Public Health and Preventive Medicine to contain the spread of the deadly pandemic in Tamil Nadu.

**Infection prevention and Disinfection: -**

Disinfection of floors, surfaces, ceiling and walls frequently touched by hands at Health care facility, isolation rooms, Laboratories, is carried out using disinfectant like 1% Hypochlorite solution, 5% Lysol, and Bleaching powder. Disinfection is carried out with mopping, power sprayer and disinfection tractors in the field by Mazdoors. The said disinfectants are procured at enough quantity to disinfect all the

institutions functioning under this directorate. Additional POL is also incurred required to run the equipment for this purpose.

**Surveillance and Fever camp:-**

The COVID surveillance is done at community, primary health centre, hospitals, sentinel sites, laboratories, and other closed settings by this directorate. The State Emergency Operations centre along with District Emergency Operations centre is working hand in hand in carrying out this job.

**State Emergency Operations control (SEOC) room:-**

The State Emergency Operations control (SEOC) room along with 24 x 7 call center was established at Directorate of Public Health and Preventive Medicine, Chennai-06 to collect compile and analyze the data pertaining to all the activities across all the directorates. The SEOC functions with Public Health Specialist, Medical doctors, other health care workers from all the districts are diverted to SEOC since its establishment on March 2020.

Similarly, Emergency operations center is established at all District Collectorates by the Directorate of Public Health officials to serve this purpose

**Contact tracing at district level:-**

Contact tracing along with robust testing, isolation and care of cases is the key strategy for interrupting chains of transmission and reducing COVID-19 associated mortality. This is done by Public health staff by direct interview with the case, their caregiver, coordinator/ manager of facility where the case was present.

**Testing and identification of cases:-**

The State of Tamil Nadu has taken a policy decision to run only RT PCR method. There are 69 Government and 267 private labs functioning in the State. Samples are diverted across the labs based on the sample load, which requires robust mobility support as it needs to be done in time fixed manner.

**Camp arrangement:-**

Conducting fever camp is a vital tool in picking up the probable case as a part of active surveillance. The Directorate of Public Health and Preventive Medicine has been conducting the fever camp throughout the State of Tamil Nadu. The fever camp is conducted by team of staff comprising Medical Officers, Staff Nurse, Village Health Nurse and pharmacist.

### **Treatment and Isolation:-**

The health care workers as a team is mobilising the cases to triage centre and transfer the patients to appropriate facility like COVID dedicated hospital, COVID hospital and COVID care centre. The Upgraded PHCs are designated as CCC and appropriate treatment is given to patients.

### **Behavioural Change Communication:-**

Despite all the steps taken by the government, the people participation is vital to reduce the transmission. The general public is constantly advised to follow COVID appropriate behaviour like wearing face mask, maintaining social distancing and hand hygiene. Further the Government have laid down SOPS that has to be followed at all places like workplace, institution, schools/ colleges, markets, malls, etc.

The Government vide Tamil Nadu Public Health Act, 1939 has declared certain offences (non-compliance of COVID appropriate behaviour) as compoundable for the purpose of enforcing COVID appropriate behaviour like mask wearing, social distancing, hand hygiene etc. and fixed the fine amount for the same. It has authorized the field officials of Public Health, Police, Revenue and Local Body to enforce the Act. Till 31.03.2022 the authorized officials have found 51,67,086 violations and imposed a fine of Rs.115,99,59,750/-

### **Engaging additional manpower: -**

The directorate of public health and preventive medicine is carrying out all the necessary control measures to prevent COVID in the field. Additional man power is engaged to carry out the increased workload among health staff.

### **4.27 Intensified Diarrhoea Control Fortnight Campaign for under 5 Children (IDCF)**

- National Health Policy 2017 aims to reduce the childhood mortality from 39/1000 live births in 2016 to 23 by 2025.
- In Tamil Nadu the current Under 5 Mortality rate is 19 per 1000 live births (SRS 2016)
- The Government of Tamil Nadu aims to reduce the under-five mortality rate to 10 per 1000 live births by 2023.
- Childhood Diarrhea is the major cause of death in children under 5 years of age.

### **Magnitude of the Problem**

- Childhood diarrhoea is one of the major causes of childhood mortality
- The worst affected are children from poor socio-economic situations.

### **Main causes of Diarrhoea**

- Early childhood
- Lack of Exclusive Breast-feeding practices
- Absence of exclusive breast feeding for the first 6 months
- Unhygienic child care practices
- Not following hand washing practices
- Late childhood
- Poor sanitation
- Poor water sanitation

### **Objective of the Campaign**

Aims is to prevent the deaths due to diarrhoea in under 5 children across the State

### **Target Beneficiaries**

- All under-five children
- All household members of under-five children especially caregivers/mothers for community mobilization

### **Strategy for the IDCF**

- Distribute one ORS package / one child rate to Anganwadi workers, families with children under 5 years of age in rural and urban areas. ‘
- In case of diarrhea in children, ORS2 pack and Zinc 14 tablets / one child should be distributed.
- In a clean container add ORS powder to 1 liter of clean drinking water and mix well.

### **ORS**

- Infants under 2 months of age should be given 5 tablespoons of ORS solution (250 ml) each time after defecation.
- 1/4 tml to 1/2 tml (50 - 100ml) for children 2 months to 2 years and 1/2 tmlr to 1 (100 - 200ml) for children 2 to 5 years old Until Dumbledore

- During diarrhea, give ORS solution after each bowel movement until the diarrhea stops.

### **ZINC Tablet**

- 2 months to 6 months - 1/2 tablet (10 mg) mix in clean water (or) mixed with breast milk to the baby for 14 consecutive days.
- For infants 6 months to 5 years, give 1 tablet (20 mg) mixed with clean water (a) breast milk for 14 consecutive days.

### **Benefits of taking zinc tablet (zinc)**

- It reduces the severity and duration of diarrhoea
- Protection from diarrhea for up to three months.
- Promotion of long term immunity.
- Wash your hands with soap and water before cooking, after feeding the baby and after washing the stool. Dispose of baby feces quickly and safely. Teach children how to use the toilet.
- ORS and Zinc tablets are provided free of cost through Asha (or) Anganwadi staff at the nearest Health facilities.

## **4.28 National Iodine Deficiency Disorder Control Programme (NIDDCP),**

### **Introduction**

Iodine is an Essential Micronutrient. It is required at 100-150 micrograms daily for normal human growth and developments. It is essential for the Synthesis of the thyroid hormones, Thyroxine (T4), Iodothyronine (T3)

### **Objectives:**

1. Surveys to assess the magnitude of Iodine Deficiency Disorders in the districts.
2. Supply of Iodized salt in place of common salt.
3. Resurveys to assess iodine deficiency disorders and the impact of Iodized salt after every 5 years in the districts.
4. Laboratory monitoring of Iodized salt and urinary iodine excretion.
5. Health Education and Publicity.

## Implementation of NIDDCP in Tamil Nadu

The State IDD Cell and Lab are established in the year 2017, for efficient functioning of this programme at Directorate of Public health and Preventive Medicine. Testing of Iodine content in salt, in Titration method is being done regularly on samples from all districts. Urinary Iodine Excretion (UIE) survey is being done in 5 surveying IDD districts every year. The State and District Level Technical and Co-ordination Committee are formed under the chairmanship of Health Secretary at State Level and District Collector at District Level.

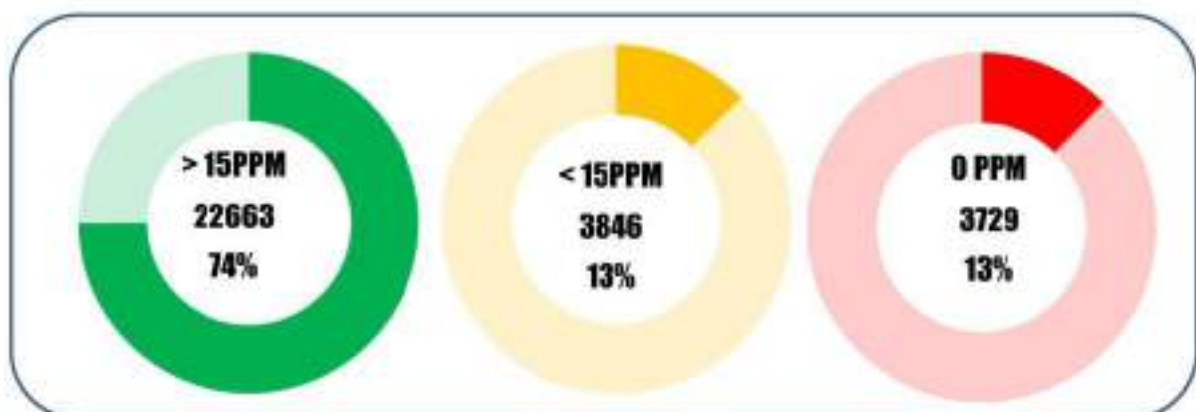
### Achievements of TN IDD Cell

Global Iodine Deficiency Disorder Prevention Day is observed every year on 21<sup>st</sup> October to create awareness on the need of using Iodine salt and IEC messages are also disseminated through Radio and Newspaper advertisements well ahead of World Iodine Deficiency Prevention Day. Awareness on the use of Iodine salt in households is being raised through ASHAs with a view to reduce the Iodine deficiency disorder in Tamil Nadu. The salt that are used in Anganwadi Centers & Kitchen of all Schools are being tested & monitored for the presence of Iodine.

### Over all Salt Sample Analysis April 2017 – March 2022 by Department of Public Health (DPH)

Salt samples are being lifted from shops and households by Health Inspectors for testing at the State IDD Laboratory for Iodine content, thus the Sale and use of Iodine Salt is being monitored. Salt samples are lifted from Manufacturer / Distributor / Retailer / Consumer level, by Food Safety Department, all over the state and sent to laboratory testing. Legal action recommended against the defaulters, who produce the salt without adequate iodine content.

#### SALT SAMPLES ANALYSIS FROM April 2017- Mar 2022



#### 4.29 Water Analysis Laboratories

Water Analysis Laboratories under the control of Directorate of Public Health and Preventive Medicine are functioning at regional level in Tamil Nadu at 4 places - Chennai, Coimbatore, Trichy and Tirunelveli. Water samples are collected from various water sources and examined and ensure the potability and safety of drinking water before consumption by people.

The analysis includes Bacteriological, Physical, Chemical and Microscopic qualities. Field collection of water samples is carried out at periodically for monitoring quality of drinking water and during times of outbreak to control and prevent water-borne disease.

Further in order to assess the chemical quality and fluoride content in the drinking water sources in the districts of Coimbatore, Ranipet, Vellore, Tirupathur, Krishnagiri, Dharmapuri, Salem, Namakkal, Erode and Tiruppur, the Chief Water Analyst of Chennai, Tiruchirapalli and Coimbatore have taken water samples for testing from the drinking water sources of all Village Panchayats of the above districts and test reports have been sent to the concerned local authorities for taking remedial action.

Performance Report of Water Analysis Laboratories is enclosed herewith.

#### Details of Regions Covered by the Water Analysis Laboratory:

<b>Name of the Water Analysis Laboratory</b>	<b>Regions Covered by the Water Analysis Laboratory</b>
Guindy	<ol style="list-style-type: none"><li>1. Chengalpattu</li><li>2. Chennai</li><li>3. Cuddalore</li><li>4. Kallakurichi</li><li>5. Kancheepuram</li><li>6. Ranipet</li><li>7. Tirupathur</li><li>8. Tiruvallur</li><li>9. Tiruvannamalai</li><li>10. Vellore</li><li>11. Villupuram</li></ol>
Coimbatore	<ol style="list-style-type: none"><li>1. Coimbatore</li><li>2. Dharmapuri</li><li>3. Erode</li></ol>

	<ol style="list-style-type: none"> <li>4. Krishnagiri</li> <li>5. Namakkal</li> <li>6. Salem</li> <li>7. The Nilgiris</li> <li>8. Tiruppur</li> </ol>
Tiruchirapalli	<ol style="list-style-type: none"> <li>1. Ariyalur</li> <li>2. Dindigul</li> <li>3. Karur</li> <li>4. Nagapattinam</li> <li>5. Perambalur</li> <li>6. Pudukottai</li> <li>7. Thanjavur</li> <li>8. Tiruvarur</li> <li>9. Trichy</li> <li>10. Mayiladuthurai</li> </ol>
Tirunelveli	<ol style="list-style-type: none"> <li>1. Kanyakumari</li> <li>2. Madurai</li> <li>3. Ramanathapuram</li> <li>4. Sivagangai</li> <li>5. Tenkasi</li> <li>6. Theni</li> <li>7. Thoothukudi</li> <li>8. Tirunelveli</li> <li>9. Virudhunagar</li> </ol>

### Sanitary Certificate:

As per Tamil Nadu Education Department Chapter-3, Rule-24 and Public Health Act, 1939 for all schools and colleges sanitary certificate are issued by concerned Deputy Director of Health Services. In order to pave way for easy access with simplified procedures, sanitary certificates will be issued through online.

<b>WATER LAB PERFORMANCE REPORT</b>				
<b>Year 2021-22</b>	<b>Total Samples</b>	<b>Satisfactory</b>	<b>Unsatisfactory</b>	<b>Unsatisfactory %</b>
January-2021	2473	2173	300	12.13%
February-2021	3491	3226	265	7.59%
March-2021	4333	3930	403	9.30%



April-2021	3010	2791	219	7.28%
May-2021	2068	1997	71	3.43%
June-2021	2744	2641	103	3.75%
July-2021	3121	2628	493	15.80%
August-2021	3575	2893	682	19.07%
September-2021	3722	3234	488	13.11%
October-2021	2985	2530	455	15.24%
November-2021	2930	2557	373	12.73%
December-2021	2981	2609	372	12.48%
January -2022	1436	1238	198	13.78%
February-2022	1866	1542	324	17.36%
March - 2022	3318	2726	592	17.84%
<b>Total</b>	<b>44053</b>	<b>38715</b>	<b>5338</b>	<b>12.11%</b>

#### 4.30 Officers / Staff Sanctioned to the Department:

Sl. No.	Name of the Post	Total
1	Director	01
2	Director (Officer on Special Duty)	02
3	Additional Director	01
4	Financial Advisor and Chief Accounts Officer	01
5	Personnel Officer	01
6	Joint Director	08
7	Joint Director (Administration)	01
8	Joint Director (SBHI)	01
9	Deputy Director of Health Services	44
10	Deputy Director Research	01
11	Principal	04
12	Deputy Director ( SBHI )	01
13	Deputy Director (Data Management)	01
14	Chief Entomologist	02
15	Chief Water Analyst	04
16	Deputy Director Administration	01
17	State Maternal and Child Health Officer	01

18	Group A Officers	108
19	Group B Officers	10,785
20	Group C Staff	27,669
21	Group D and Contractual Staff	13,992
	<b>Total</b>	<b>52,629</b>

As per the Number Statement for the year 2021-2022.

#### **4.31 National Vector Borne Disease Control Programme**

The Vector Borne diseases like dengue are kept at bay by the strenuous efforts exerted by the Department of Public Health and Preventive Medicine, Tamil Nadu is marching towards elimination of Malaria and Filariasis and in position to certify and submit necessary evidence to the Government.

Around 25,000 Domestic Breeding Checkers reduce the Aedes breeding sources breeding and fogging prevents Aedes breeding. As a result Dengue fever the life threatening disease is on the fall and in the declining trend for the last few years.

The medicines required for treating this disease is available.

#### **4.32 DENGUE**

Dengue Fever (DF), an outbreak prone viral disease is transmitted by Aedes mosquitoes. In Tamil Nadu there are 131 centres where ELISA test for Dengue fever are being carried out. All over India, Tamil Nadu has more number of lab testing facilities for Dengue.

- Throughout Tamil Nadu, in each government Hospital Special fever Clinics established and are functioning 24 hours (24\*7).
- Larval density report is being informed to the District Collectors, Directorate of Public Health and Preventive Medicine, officials of Rural development, Town Panchayat and Municipal Administration at District level and action being carried out immediately.
- In addition, RTPCR detects the presence of the Dengue Virus in Mosquitoes that transmit the disease and preventive measures are taken.
- 24 hours Control Room is functioning in the Directorate of Public Health and Preventive Medicine to monitor the fever and Dengue & Public information 044-29510400/29510500 and Mobile No.9444340496, 8754448477.

<b>Sl. No.</b>	<b>Year</b>	<b>No. of Cases</b>	<b>No. of Death</b>
1	2015	4535	12
2	2016	2531	5
3	2017	23294	65
4	2018	4486	13
5	2019	8527	5
6	2020	2410	0
7	2021	6039	8
8	2022(up to 31.03.2022)	2083	0

#### **4.33 CHIKUNGUNYA**

Chikungunya is caused by a virus and transmitted to humans by Aedes mosquitoes. There is a decline in Chikungunya cases due to the control measures taken by the Government. The prevention and control measures against Chikungunya are carried out in an integrated manner with the Dengue control measures.

<b>S.No.</b>	<b>Year</b>	<b>No. of Cases</b>
1	2015	329
2	2016	86
3	2017	131
4	2018	284
5	2019	681
6	2020	224
7	2021	153
8	2022 (up to 31.03.2022)	41

#### **4.34 MALARIA**

Malaria is caused by parasites known as Plasmodium vivax (P.vivax), Plasmodium falciparum (P.falciparum), Plasmodium malariae (P.malariae) and Plasmodium ovale (P.ovale). It is transmitted by the infective bite of Anopheles mosquito.

The National Malaria Control Programme (NMCP) is implemented in the State from 1953 and the programme has expanded in the following years and now India is in the process of Malaria Elimination by 2016 - 2030. A total of 5,54,374 Long Lasting Insecticidal treated Mosquito Nets were distributed to the public those who are living in malaria endemic areas Gambusia, Larvivorous, Fish hatcheries are

maintained in Districts to introduce Gambusia fishes in Anopheles breeding sources to interrupt transmission of Malaria as a part of Malaria elimination. Tamil Nadu has been nominated for

Malaria cases reported from 2015 to 2022(31.03.2022) in Tamil Nadu State are as follows

Sl. No.	Year	No. of Cases	No. of Death
1	2015	5,587	0
2	2016	4,341	0
3	2017	5,444	0
4	2018	3,758	0
5	2019	2,088	0
6	2020	891	0
7	2021	761	0
8	2022 (Upto31.03.2022)	56	0

#### 4.35 JAPANESE ENCEPHALITIS

Japanese Encephalitis (JE) has emerged as one of the major public health problems in India.

Japanese Encephalitis (JE) is a mosquito borne zoonotic viral disease. The virus is maintained in animals, birds, pigs, particularly the birds belonging to family Ardeidae (e.g. Cattle egrets, pond herons, etc.) which act as the natural hosts. Pigs and wild birds are reservoirs of infection and are called as amplifier hosts in the transmission cycle.

The virus does not cause any disease among its natural hosts and transmission continues through mosquitoes primarily belonging to Culexvishnui sub group mosquitoes. The children suffer the highest attack rate because of lack of cumulative immunity due to natural infections.

Ariyalur, Kallakuruchi, Perambalur, Villupuram, Cuddalore, Tiruvannamalai, Virudhunagar, Tiruchirapalli, Thanjavur, Tiruvarur, Madurai, Pudukottai, Karur and Thiruvallur of 14 districts reported JE cases. After completion of JE immunisation in campaign mode in all the above districts for the children 1-15 years of age, JE vaccination has now been brought under routine immunization. First dose of JE vaccine is administered after ninth month and second dose is administered between

16-24 months. In addition, RTPCR detects the presence of the Japanese Encephalitis Virus in Mosquitoes that transmit the disease and Prevention is taken.

<b>Sl. No.</b>	<b>Year</b>	<b>No. of Cases</b>	<b>No. of Death</b>
1	2015	53	0
2	2016	51	0
3	2017	127	2
4	2018	147	0
5	2019	201	1
6	2020	47	1
7	2021	38	2
8	2022 (Upto31.03.2022)	10	0

#### **4.36 FILARIA**

The National Filarial Control Programme is under implementation in the State from 1957.

Mass Drug Administration programme with Diethyl Carbamazine Citrate (DEC) tablet started in 1996 in Cuddalore District as a pilot project and it was carried out from 1997-98 in all endemic districts. Post MDA surveillance are being conducted in these districts and certain activities like morbidity Management training with Morbidity Management kit, migratory population screening etc., were carried out.

Tamil Nadu is in the process of Elimination of Lymphatic Filariasis.

Government is providing financial assistance to the Grade IV Filaria patients at the rate of Rs.1000/- per month. 8,023 patients have been recorded during 2021 and benefitted by this scheme for which government has allotted Rs.9.62 crore.

#### **4.37 LEPTOSPIROSIS**

Leptospirosis is primarily a disease of animals; occasionally infect humans, Heavy rainfall leaves a lot of surplus water and the water logged areas are contaminated by Leptospirosis organism via urine of affected animals particularly rodent.

Leptospirosis is one of the Zoonotic disease which require timely diagnosis, treatment and control measures. Leptospirosis testing facilities are also available in all District Public Health Laboratories, State Public Health Laboratory, Institute of Vector Control and Zoonosis (IVC &Z) Hosur and TANUVAS (Tamil Nadu Veterinary and Animal Sciences University), Madavaram, Chennai.

The main preventive measure for leptospirosis is to create awareness about the disease, mode of transmission and its prevention.

Sl. No.	Year	No. of Cases	No. of Death
1	2015	1,284	0
2	2016	1,216	0
3	2017	1,057	1
4	2018	693	2
5	2019	849	0
6	2020	376	0
7	2021	1,046	0
8	2022(up to 31.03.2022)	279	0

#### Vector Borne & Zoonotic Diseases 2018 – 2022

Sl. No	Name of the Disease	2018		2019		2020		2021		2022 (31.03.22)	
		Cases	Death	Cases	Death	Cases	Death	Cases	Death	Cases	Death
1	Dengue (SSH)	4486	13	8527	5	2410	0	6039	8	2083	0
2	Malaria	3758	0	2088	0	891	0	761	0	47	0
3	Chikungunya	284	0	681	0	224	0	153	0	34	0
4	Japanese Encephalitis	147	0	231	1	47	1	38	2	7	0
5	Leptospirosis	693	2	849	0	376	0	1046	0	190	0
6	Scrub Typhus	1038	0	2030	0	1574	0	2337	0	659	0
7	Rabies	31	31	23	23	20	20	19	19	2	2

## Chapter - 5

### FAMILY WELFARE PROGRAMME

The National Family Welfare Programme is being implemented in Tamil Nadu since 1956. Initially, the Department of Family Welfare was functioning only as a wing of the Medical and Public Health Directorates. A separate Directorate of Family Welfare was formed during 1983. Subsequently, the Family Welfare Programme was implemented as a People's programme by involving all the other departments. The main objective of the Family Welfare programme is to stabilize the population growth as well as to improve the Maternal and Child Health (MCH) status there by reducing the vital indicators such as the Crude Birth Rate (CBR), Infant Mortality Rate (IMR) and Maternal Mortality Rate (MMR). Now, Tamil Nadu is considered as a pioneer State in the country on implementing the Family Welfare Programme. As the State has made commendable progress in reducing the BirthRate, the focus has shifted from the "targetbased approach" to "Community Need Based approach" where the importance is given to meet the unmet need for family planning services, increasing the modern Contraceptive Prevalence Rate (mCPR) and improving Maternal and Child Health. The major factor behind the success of the programme in the State has been the strong social and political commitment couple with a systematic administrative backup.

#### Demographic Scenario:

The Demographic Scenario of Tamil Nadu compared with India is as follows

Sl. No.	INDICATORS	CURRENT LEVEL	
		TAMIL NADU	INDIA
1.	Population	7,21,47,030	121,08,54,977
2.	Decennial Growth Rate (%)	15.6	17.7
3.	Sex Ratio (female per 1000 males)	996	943
4.	Density of population (per sq. K.M.)	555	382
5.	Literacy Rate (%)	Male	86.8
		Female	73.4
			80.9
			64.6

Source: 2011 Census

Sl. No.	Indicators	Tamil Nadu	India
1	Crude Birth Rate (per 1000 population - SRS) 2019	14.2	19.7
2	Crude Death Rate (per 1000 population - SRS)2019	6.1	6.0
3	Infant Mortality Rate (Per 1000 live births - NFHS – V) 2019-21	18.6	35.2
4	Natural Growth Rate (%) (SRS) 2019	8.1	13.8
5	Total Fertility Rate(2019-21 NFHS- V)	1.8	2.0

**Family Welfare performance: 2021-22 (April to March)**

Sl. No	Programme	Expected Level of Demand	Performance 2021-22	% of Achievement
1.	Sterilisation	3,50,000	2,32,051	66.3
2.	I.U.C.D.	4,00,000	4,26,450	106.6
3.	Oral Pill Users	4,00,000	27,417	6.9
4.	C.C. Users	6,00,000	75,982	12.7
5.	Antara	-	62,243	-
6.	Chhaya	-	2,28,440	-

**Facility based Directorate wise Sterilisation Performance  
2021-22 (April - March)**

Sl. No	Institution	Performance	%
1.	Government Hospitals	56,678	24.4
2.	Medical College Hospitals	53,936	23.2
3.	Primary Health Centres	32,543	14.0
4.	ESI	711	0.3
5.	Local Body Institutions	6,682	2.9
6.	Voluntary Organizations	5,526	2.4
7.	Approved Private Nursing Homes	69,578	30.0
8.	Unapproved Private Nursing Homes	6,397	2.8
	<b>Total</b>	<b>2,32,051</b>	<b>100%</b>



**The District wise Family Welfare Physical Performance in  
Tamil Nadu for 2021-22(April - March)**

Sl.No.	District	Sterilisation	IUCD	OP Users	CC Users	Antara	Chhaya
1	Ariyalur	2853	5238	97	1067	915	806
2	Chengalpattu	7021	10872	492	1287	1085	4933
3	Chennai	18652	46649	4711	11816	4872	10627
4	Coimbatore	9651	15122	1209	2989	2680	4522
5	Cuddalore	6845	13718	700	3301	1326	7457
6	Dharmapuri	7100	12487	120	377	1553	5174
7	Dindigul	8055	15812	736	3849	3641	8212
8	Erode	9965	10833	836	2294	2577	10731
9	Kallakurichi	4529	12212	563	2270	2204	4921
10	Kancheepuram	3285	4433	356	849	555	4879
11	Kanyakumari	8115	6308	584	1094	611	2764
12	Karur	3236	6428	740	807	710	4306
13	Krishnagiri	7237	13812	693	2061	1990	6794
14	Madurai	9791	19016	838	3622	2546	12241
15	Myladuthurai	3276	5450	540	653	794	3825
16	Nagapattinam	2004	3552	248	811	1345	2672
17	Namakkal	5888	6548	1075	2878	1666	7211
18	Perambalur	1855	5600	166	877	629	1366
19	Pudukkottai	4150	10910	465	1857	1178	7205
20	Ramanathapuram	4760	7444	914	2558	1296	5283
21	Ranipet	2497	2686	281	886	517	2593
22	Salem	9637	18701	1429	4753	3408	13065
23	Sivagangai	4566	10354	691	461	1796	7413
24	Tenkasi	4722	4325	152	593	657	1188
25	Thanjavur	7518	19246	1133	2252	1940	8500
26	The Nilgiris	1885	3412	443	1622	2187	4373
27	Theni	4105	8423	377	905	1071	5396
28	Thiruchirapalli	7484	18259	739	940	1990	6924

29	Thirunelveli	5597	9763	585	1166	631	1360
30	Thiruppathur	3672	7993	438	1054	894	4792
31	Thiruvallur	6053	9159	192	928	1230	2070
32	Thiruvannamalai	7333	17253	819	2560	2926	12161
33	Thiruvarur	4019	7223	834	1868	1596	7824
34	Thoothukudi	5981	10276	533	857	861	7293
35	Tiruppur	5988	9446	996	1613	1443	5487
36	Vellore	7901	13932	432	1183	1231	5610
37	Villupuram	6592	11103	687	3147	2420	7044
38	Virudhunagar	8233	12452	573	1876	1272	9418
<b>Total</b>		<b>232051</b>	<b>426450</b>	<b>27417</b>	<b>75981</b>	<b>62243</b>	<b>228440</b>

**Officers / Staff Sanctioned to the Department :**

<b>Sl. No.</b>	<b>Name of the Post</b>	<b>Total</b>
1	State Family Welfare Bureau / Directorate	136
2	District Family Welfare Bureau	455
3	Post Partum Centres	1,139
4	Urban Family Welfare Centres	163
5	Rural Family Welfare Centre	1,455
	<b>Total</b>	<b>3,348</b>

## Chapter - 6

### INDIAN MEDICINE AND HOMOEOPATHY

#### 6.1 Medical Education:

Tamil Nadu is the only State in the country where Government Medical Colleges have been established in all five disciplines of Indian Systems of Medicine and Homoeopathy. The total number of Government Medical Colleges of Indian Medicine and Homeopathy and the number of Indian Medicine and Homeopathy Private Medical Colleges available in the State for Indian Medicines and number of seats available in these Colleges for the admission to the Bachelor Degree and Master Degree Courses of Indian Medicine and Homeopathy are given below:

Medical System	Siddha	Ayurvedha	Unani	Yoga & Naturopathy	Homoeopathy	Total
No. of Government Colleges	2	1	1	2	1	7
No. of Self-financing Colleges	9	6	0	17	11	43

Sl. No	Discipline	Details of seats available for admission (2021-2022)				Grand Total	
		Government		Private		UG	PG
		UG	PG	UG	PG		
1.	Siddha	160	94	490	--	650	94
2.	Ayurveda	60	--	310	--	370	--
3.	Unani	60	--	--	--	60	--
4.	Yoga & Naturopathy	160	45	1550	--	1710	45
5.	Homoeopathy	50	--	860	55	910	55
<b>Total</b>		<b>490</b>	<b>139</b>	<b>3210</b>	<b>55</b>	<b>3700</b>	<b>194</b>

## 6.2 Number of seats sanctioned for Diploma Course in Integrated Pharmacy and for Nursing Therapy

Sl. No	Name of the Institution	Number of seats		Total
		Diploma in Integrated Pharmacy	Diploma in Nursing Therapy	
1.	Government School of AYUSH Paramedical Courses, Arignar Anna Government Hospital of Indian Medicine campus, Chennai	50	50	100
2.	Government School of AYUSH Paramedical Courses, Government Siddha Medical College campus, Palayamkottai, Tirunelveli	50	50	100
<b>Total</b>		<b>100</b>	<b>100</b>	<b>200</b>

## 6.3 District Siddha Medical Offices at District Level :

A District Level Administrative Office, headed by District Siddha Medical Officer has been set up to provide technical guidance to the Assistant Medical Officers, NRHM Consultants and AYUSH Wellness Clinic Doctor / Consultants working in Siddha, Ayurveda, Unani, Yoga & Naturopathy and Homoeopathy Wings attached to the District Head Quarters Hospitals, Taluk Hospitals, Non Taluk Hospitals, Primary Health Centres, Government Siddha Dispensaries and Mobile Dispensaries etc. in the State. These District Offices are functioning in 22 Districts.

## 6.4 Appointments :

During the year 2021 - 2022, the Government have appointed 47 Therapeutic Assistant in this department.

## 6.5 Medical Treatment:

There are 1542 institutions including the Medical Colleges in the State providing Medical Treatment under Indian Systems of Medicine and Homoeopathy, with an In Patient capacity of 1710 Beds. This includes Medical College (ESI)

5 wings, 475 NRHM Wings co-located in Primary Health Centres under NRHM, and 74 AYUSH Wellness Clinics functioning in Taluk, Non Taluk, Primary Health Centres and Regular Dispensaries, in order to popularize the Indian Systems of Medicine.

**6.6 Details of Patients Treated in Regular Hospitals, Dispensaries and NRHM Wings and AYUSH Wellness Clinics and Government Medical College (ESI) during April 2021 to March 2022.**

Name of the System	No. of Out Patients Treated			
	Regular	NRHM	Wellness Clinic	Total
Siddha	1,64,25,745	42,08,983	3,42,442	2,09,77,170
Ayurveda	9,16,683	7,33,900	38,051	16,88,634
Unani	4,03,896	3,08,538	8,835	7,21,269
Yoga & Naturopathy	21,56,562	7,16,207	4,14,153	32,86,922
Homoeopathy	10,41,996	8,65,795	34,244	19,42,035
<b>Total</b>	<b>2,09,44,882</b>	<b>68,33,423</b>	<b>8,37,725</b>	<b>2,86,16,030</b>

**6.7 Details of Out-Patients & In-Patients treated during April 2021 to March 2022.**

Name of the System	No. of Out Patients & In Patients Treated		
	Out Patients (Regular, NRHM & AYUSH Wellness Clinic & Government Medical College (ESI)	In Patients	Total
Siddha	2,09,77,170	49,988	2,10,27,158
Ayurveda	16,88,634	23,964	17,12,598
Unani	7,21,269	4,642	7,25,911
Yoga & Naturopathy	32,86,922	11,588	32,98,510
Homoeopathy	19,42,035	1,331	19,43,366
<b>Grand Total</b>	<b>2,86,16,030</b>	<b>91,513</b>	<b>2,87,07,543</b>

## 6.8 Tamil Nadu Board of Indian Medicine and Board of Integrated Medicine, Chennai

The number of Indian Medicine Practitioners registered with the Tamil Nadu Board of Indian Medicine upto 31.03.2022 is as follows:

Sl. No.	Name of the System	Ayurveda	Unani	Yoga and Naturopathy	Total
1	B.A.M.S. (Ayurveda)	2069	-	-	2069
2	D.A.M, (Ayurveda)	11	-	-	11
3	A.B.M.S. (Ayurveda)	1	-	-	1
4	Arya Vaidya (Ayurveda)	2	-	-	2
5	Ayurveda Sironmani & Vaidya Visarada	2	-	-	2
6	Ayurveda Sironmani	8	-	-	8
7	B.A.M. (Ayurveda)	7	-	-	7
8	B.S.A.M. (Ayurveda)	3	-	-	3
9	VaidyaVidwan (Ayurveda)	2	-	-	2
10	VaidyaVisarada (Ayurveda)	2	-	-	2
11	G.C.I.M. (Ayurveda)	1	-	-	1
12	B.U.M.S. (Unani)	-	560	-	560
13	Tabib-Kamil	-	7	-	7
14	G.C.L.M. (Unani)	-	1	-	1
15	D.U.M.(Unani)	-	1	-	1
16	B.U.M.M.A. (Unani)	-	1	-	1
17	Naturopathy –N.D (OSM)(Diploma)- 4 ½ years	-	-	15	15
18	B.N.Y.S. (Yoga & Naturopathy)	-	-	1476	1476
19	B2 class	279	88	-	367
	Enlistment	865	198	-	1063
		<b>3252</b>	<b>856</b>	<b>1491</b>	<b>5599</b>

### 6.9 Tamil Nadu Siddha Medical Council, Chennai

The number of Siddha Practitioners registered with the Tamil Nadu Siddha Medical Council upto 31.03.2022 is as follows:

<b>Class</b>	<b>No. of Practitioners Registered</b>
BIM and BSMS	6,620
B.S.M. and C.S.P.	21
G.C.I.M.	1
B-Class	2,258
C-Class	29
Enlistment	2,433
<b>Total</b>	<b>11,362</b>

### 6.10 Tamil Nadu Homoeopathy Medical Council, Chennai

The number of Homoeopathy Practitioners registered with the Tamil Nadu Homoeopathy Medical Council up to 31.03.2022 is as follows:

<b>Class</b>	<b>No. of Practitioners Registered</b>
<b>'A' Class</b>	
M.D. (Homoeopathy) Regular and External	511
BHMS	5,004
DHMS	271
Others	21
<b>'B' Class</b>	1,433
<b>Total</b>	<b>7,240</b>

**6.11 The number of students studying in Government ISM&H Medical Colleges are as follows:**

<b>Sl. No</b>	<b>Name of the College</b>	<b>Name of the P.G Course</b>	<b>Male</b>	<b>Female</b>	<b>Total</b>
1	Government Siddha Medical College, Palayamkotttai	M.D. (Maruthuvam)	2	26	28
		M.D. (Gunapadam)	4	25	29
		M.D.(Puramaruthuvam)	6	4	10
		M.D.(Varmam Maruthuvam)	1	9	10
		M.D.(Siddhar Yoga Maruthuvam)	1	8	9
		M.D. (Kuzhanthai Maruthuvam)	4	23	27
		M.D. (Noi-Nadal)	9	18	27
		M.D. (Nanju Noolum Maruthuvam and Needhi Noolum)	3	24	27
2	Government Siddha Medical College, Chennai	M.D. (Maruthuvam)	7	23	<b>30</b>
		M.D. (Gunapadam)	11	19	<b>30</b>
		M.D.(Puramaruthuvam)	2	3	<b>5</b>
		M.D.(Varmam Maruthuvam)	0	4	<b>4</b>
		M.D.(Siddhar Yoga Maruthuvam)	2	4	<b>6</b>
		M.D. (Kuzhanthai Maruthuvam)	3	12	<b>15</b>
		M.D. (Noi-Nadal)	1	11	<b>12</b>
3	Government Yoga and Naturopathy Medical College, Chennai	M.D. (Acupuncture)	1	9	<b>10</b>
		M.D. (Naturopathy)	3	7	<b>10</b>
		M.D. (Yoga)	1	9	<b>10</b>
		<b>Total</b>	<b>61</b>	<b>238</b>	<b>299</b>



Sl. No	Name of the College	Name of the U.G. Course	Male	Female	Trans Gender	Total
1	Government Siddha Medical College, Palayamkottai	BSMS	96	374	0	470
2	Government Siddha Medical College, Chennai	BSMS	54	227	1	282
3	Government Homoeopathy Medical College, Thirumangalam	BHMS	50	194	0	244
4	Government Unani Medical College, Chennai	BUMS	57	188	0	245
5	Government Yoga and Naturopathy Medical College, Chennai	BYNS	68	262	0	330
6	Government Ayurveda Medical College, Kottar, Nagercoil	BAMS	59	180	0	239
	<b>Total</b>		<b>384</b>	<b>1425</b>	<b>1</b>	<b>1810</b>

Sl. No.	Name of the College	Name of the Diploma Course	Male	Female	Trans Gender	Total
1	Government School of AYUSH Paramedical Courses, Government Siddha Medical College campus, Palayamkottai	Diploma in Integrated Pharmacy	30	57	0	87
		Diploma in Nursing Therapy	27	49	0	76
2	Government School of AYUSH Paramedical Courses, Arignar Anna Government Hospital of Indian Medicine campus, Chennai	Diploma in Integrated Pharmacy	20	25	0	45
		Diploma in Nursing Therapy	19	21	0	40
	<b>Total</b>		<b>96</b>	<b>152</b>	<b>0</b>	<b>248</b>

**6.12 Number of inmates in Men / Women Hostels in the Government ISM&H Medical Colleges in the year 2021-2022 :-**

<b>Sl. No.</b>	<b>Name of the College</b>	<b>No. of Men Inmates</b>	<b>No. of Women Inmates</b>	<b>Total No. of Inmates</b>
1	Government Siddha Medical College, Palayamkottai	0	335	335
2	Government Siddha Medical College, Chennai	86	286	372
3	Government Homoeopathy Medical College, Thirumangalam	34	18	52
4	Government Unani Medical College, Chennai	15	115	130
5	Government Yoga and Naturopathy Medical College, Chennai	70	320	390
6	Government Ayurveda Medical College, Kottar, Nagercoil	49	138	187
	<b>Total</b>	<b>254</b>	<b>1212</b>	<b>1466</b>

**6.13 Mazhaikala Sirappu Maruthuva Mugaam:**

The Indian Systems of Medicine has played very important role in controlling the spreading of Communicable Disease and Immunization of General Public. The Medicine Nilavembu Kudineer and Kabasura Kudineer were distributed for its preventive benefits against Viral Fevers. A total No. of 3681 Camps conducted and 9,52,538 public took the Nilavembu Kudineer & Kabasura Kudineer and immunized against fever.

**6.14 Role of Indian Systems of Medicine in controlling / preventing the COVID-19 Pandemic.**

The Special Scheme of “**AROKKIYAM**” comprising the Indian Systems of Medicine and Homoeopathy (viz. the Systems of Siddha, Ayurveda, Unani, Yoga & Naturopathy and Homoeopathy) to control / prevent the COVID-19 Pandemic. The authentic Siddha Medicines such as Kabasura Kudineer, Nilavembu Kudineer,

Amukkara Chooranam and Nellikai Leghyam have been distributed to the patients as Immune Booster and distributed in the Containment Zones as preventive medicine for boosting of Immunity. Also, the medical personnel of Yoga & Naturopathy prescribing natural Food and Health Drinks to be taken to build Immunity during this Pandemic. The Yoga & Naturopathy Medical Personnel are also teaching Breathing Exercise, Meditation, Yogasanas and Counselling to the Patients to get relief from Stress / Depression due to Corona Virus.

The AYUSH Medical Personnel are attending Isolation / COVID Wards and providing Kabasura Kudineer / Nilavembu Kudineer and Yoga & Naturopathy Immune Booster Drink and teaching stress relief asanas etc.

Sl. No.	System	Quarantine at Homes	Containment Zone / Hot Spot Area	Isolation Wards	Others	Total
1.	Kabasura kudineer (Siddha)	5,24,670	20,15,905	13,51,539	69,50,711	<b>1,08,42,825</b>
2.	Nilavembu Kudineer (Siddha)	5,33,884	13,73,213	7,18,228	67,18,181	<b>93,43,506</b>
3.	Ayurveda	1,145	32,630	544	1,78,086	<b>2,12,405</b>
4.	Unani	5,062	1,544	51,463	89,234	<b>1,47,303</b>
5.	Yoga & Naturopathy	33,910	14,113	9,98,999	4,94,006	<b>15,41,028</b>
6.	Homoeopathy	2,553	43,905	41,492	7,74,689	<b>8,62,639</b>
	<b>Grand Total</b>	<b>11,01,224</b>	<b>34,81,310</b>	<b>31,62,265</b>	<b>1,52,04,907</b>	<b>2,29,49,706</b>

### ISM Covid Care Centre – Second Wave

64 Siddha Covid Care Centres are functioning with bed strength of 6419 and 25,141 of 23,587 persons were cured.

Three separate Ayurveda Covid Care Centre with 270 beds are functioning and 2,555 of 2553 persons were cured.

10 Yoga & Naturopathy Covid Care Centres with 660 beds are functioning and 984 of 936 persons were cured.

One separate Homoeopathy Covid Care Centre with 50 beds are functioning and 29 of 27 persons were cured.

One separate Unani Covid Care Centre with 50 beds are functioning and 100 of 100 persons were cured.

### ISM Covid Care Centre – Third Wave

5 Siddha Covid Care Centres are functioning with bed strength of 720 and 366 of 361 persons were cured.

One separate Ayurveda Covid Care Centre with 155 beds are functioning and 8 of 8 persons were cured.

### Makkalai Thedi Maruthuva Thittam

A special Scheme namely Makkalai Thedi Maruthuvam in which people who are suffering from Hypertension and Diabetes are treated by means of Indian Systems of Medicine by reaching out in their residential area. The number of beneficiaries in this scheme upto 31.03.2022 is given below:

Sl. No.	Name of the Disease	No. of Beneficiaries		
		Male	Female	Total
1	Hypertension	1,849	1,608	3,457
2	Diabetes	3,649	3,475	7,124
	<b>Total</b>	<b>5,498</b>	<b>5,083</b>	<b>10,581</b>

### 6.15 Magapperu Sanjeevi Kit :

In order to reduce the Maternal Mortality Rate, Neonatal Mortality Rate and to improve the Health of Women during pregnancy and special care to the new born, Government have sanctioned a sum of Rs. 1.50 crore for supply of 17,647 “Magapperu Sanjeevi Kit” to pregnant women through 1,022 Siddha wings.

Sl. No.	District	No. of Magapperu Sanjeevi Kit Beneficiaries as on 31.03.2022						
		*No. of Kits Supplied	Dosage	1 <sup>st</sup> Tri-mester	2 <sup>nd</sup> Tri-mester	3 <sup>rd</sup> Tri-mester	After Child Birth	Grand Total
1	Ariyalur	250	1000	56	56	56	56	224
2	Chennai	50	200	5	13	12	8	38
3	Chengalpattu	410	1640	247	199	155	139	740

4	Coimbatore	433	1732	281	300	285	236	1102
5	Cuddalore	400	1600	364	322	172	82	940
6	Dharmapuri	356	1424	240	225	214	172	851
7	Dindigul	857	3428	442	348	251	22	1063
8	Erode	750	3000	552	564	515	429	2060
9	Kancheepuram	172	688	206	183	121	25	535
10	Karur	250	1000	88	88	88	88	352
11	Krishnagiri	394	1576	258	248	217	147	870
12	Kallakurichi	250	1000	192	160	146	121	619
13	Kanyakumari	750	3000	574	455	259	115	1403
14	Madurai	592	2368	483	422	299	187	1391
15	Mayiladuthurai	273	1092	41	39	45	43	168
16	Nagapattinam	176	704	38	42	46	42	168
17	Namakkal	500	2000	471	470	412	412	1765
18	Perambalur	250	1000	96	96	96	96	384
19	Pudukottai	750	3000	393	413	384	373	1563
20	Ramanathapuram	750	3000	490	482	396	223	1591
21	Ranipet	300	1200	271	224	160	65	720
22	Salem	500	2000	711	639	200	378	1928
23	Sivagangai	750	3000	590	620	587	525	2322
24	Thanjavur	750	3000	602	614	601	603	2420
25	The Nilgiris	750	3000	650	630	600	200	2080
26	Theni	408	1632	301	266	149	108	824
27	Tenkasi	250	1000	202	122	43	4	371
28	Thirunelveli	250	1000	159	116	23	23	321
29	Thiruvannamalai	750	3000	532	506	466	298	1802
30	Thiruvarur	301	1204	40	47	48	44	179
31	Tiruvallur	418	1672	356	322	216	129	1023
32	Tirupattur	270	1080	260	260	260	260	1040
33	Thoothukudi	750	3000	634	575	299	59	1567
34	Tiruchirapalli	750	3000	178	174	172	172	696
35	Tiruppur	317	1268	194	209	189	166	758
36	Vellore	270	1080	242	246	186	97	771

37	Villupuram	500	2000	374	322	297	222	1215
38	Virudhunagar	750	3000	257	272	171	157	857
	<b>Total</b>	<b>17,647</b>	<b>70,588</b>	<b>12,070</b>	<b>11,289</b>	<b>8,836</b>	<b>6,526</b>	<b>38,721</b>

**\*One Kit contains Siddha Medicines for I, II, III trimester, post natal and new born care. 17,647 Kit x 4 = 70,588 package.**

**6.16 National Siddha Day** is celebrated every year on Siddhar Agathiyar birthday.

**6.17 National Ayurveda Day** is celebrated every year as Dhanvantri Jayanthi

**6.18 National Unani Day** is celebrated on Dr. Ajmal Khan's birthday on 11<sup>th</sup> February of every year

**6.19 International Day of Yoga** is celebrated on 21<sup>st</sup> of June every year and **National Naturopathy Day** is celebrated on 18<sup>th</sup> November of every year

#### **6.20 Special Clinic :**

Special Clinics are functioning at Arignar Anna Government Hospital of Indian Medicine, Chennai and Government Siddha Medical College and Hospital, Palayamkottai, Tirunelveli District for the treatment of Kanai (Primary Complex), SarumaNoi (Skin Diseases), Neerizhuvu (Diabetes), EraippuNoi (Asthma), KuruthiazhuthaNoi (Hypertension), Sahanavatham (Vertebral Diseases) Magapperinmai (Infertility) and ManjalKamalai (Jaundice).

#### **6.21 Production of quality drugs:**

Every effort is taken to secure genuine herbs and produce drugs as per the classical texts or standard Pharmacopoeia. The medicines are manufactured in the two Government Pharmacies, one situated in the campus of Arignar Anna Government Hospital of Indian Medicine and another in the campus of Government Siddha Medical College, Palayamkottai. In the Pharmacy attached to Arignar Anna Government Hospital of Indian Medicine, Chennai, Siddha, Ayurveda and Unani medicines are prepared while in the Government Pharmacy at Palayamkottai, Siddha Medicines alone are prepared.

#### **6.22. Yoga and Naturopathy M.D. Course :**

Based on the important role of Yoga & Naturopathy in preventive, health promoting and curative aspect of lifestyle disorders/diseases and realizing the need of the availability of highly qualified practitioners in the State, the Government has started three year M.D. Course in Yoga & Naturopathy first time in three disciplines i.e.

Naturopathy, Yoga and Acupuncture at Government Yoga and Naturopathy Medical College & Hospital, Chennai. The first batch of the post graduate students were admitted in the academic year 2014-2015.

**6.23 District-wise Institutions in Indian System of Medicine & Homoeopathy and Government Medical College (ESI), NRHM Dispensaries and AYUSH Wellness Clinic in the year 2022.**

Sl. No.	District	Medical Colleges	No. of Regular Wings	No. of NRHM Dispensaries	AYUSH Wellness Clinics / Tribal (Mobile Unit)	Government Medical College (ESI)	Total
1	Ariyalur		14	8	-		22
2	Chennai	3	30	-	2		35
3	Chengalpattu	1	20	7	3		31
4	Coimbatore		35	14	2	5	56
5	Cuddalore		29	16	3		48
6	Dharmapuri		22	14	1		37
7	Dindigul		32	22	3		57
8	Erode		41	13	3		57
9	Kancheepuram		15	8	2		25
10	Karur		19	12	1		32
11	Krishnagiri		18	13	4		35
12	Kallakurichi		12	8			20
13	Kanyakumari	1	45	12	3		61
14	Madurai	1	30	16	2		49
15	Mayiladuthurai		19	7	1		27
16	Nagapattinam		16	7	1		24
17	Namakkal		31	14	2		47
18	Perambalur		12	5	2		19
19	Pudukottai		30	14	3		47
20	Ramanathapuram		30	17	2		49
21	Ranipet		15	12			27

22	Salem		48	17	3		<b>68</b>
23	Sivagangai		31	16	2		<b>49</b>
24	Thanjavur		34	13	2		<b>49</b>
25	The Nilgiris		16	16	-		<b>32</b>
26	Theni		24	11	2		<b>37</b>
27	Tenkasi		29	9	1		<b>39</b>
28	Thirunelveli	1	23	10	2		<b>36</b>
29	Thiruvannamalai		32	20	4		<b>56</b>
30	Thiruvarur		24	15	1		<b>40</b>
31	Tiruvallur		30	15	4		<b>49</b>
32	Tirupattur		11	4	1		<b>16</b>
33	Thoothukudi		35	23	2		<b>60</b>
34	Tiruchirapalli		35	18	3		<b>56</b>
35	Tiruppur		22	6	2		<b>30</b>
36	Vellore		13	8	1		<b>22</b>
37	Villupuram		25	14	1		<b>40</b>
38	Virudhunagar		34	21	3		<b>58</b>
	<b>Total</b>	<b>7</b>	<b>981</b>	<b>475</b>	<b>74</b>	<b>5</b>	<b>1542</b>

#### **6.24 State Drug Testing Laboratory (Indian Medicine )**

State Drug Testing Laboratory (Indian Medicine) was established to Strengthen the enforcement mechanism of Chapter IV-A of Drugs and Cosmetics act 1940 and Rules 1945 by testing Statutory Samples received from Drugs Inspectors are notified under section 33G of Drugs and Cosmetics 1940. The Laboratory has been conferred with Statutory Status functioning under the control of Directorate of Indian Medicine and Homoeopathy.

The Laboratory consists of Chemistry, Pharmacognosy, Microbiology and Siddha, Ayurveda and Unani divisions. These are equipped Hi-Tech Instrument viz. High Performance Thin Layer Chromatography (HPTLC), High Performance Liquid Chromatography (HPLC), Gas Chromatography (GC) and Atomic Absorption Spectroscopy (AAS), to estimate the Active Constituents present in the ASU Medicinal drugs, Any Adulterants present in raw drugs, steroids detection and



Quantitative determination of heavy metals being evaluated for Qualitative and Quantitative analysis.

The minor equipment viz. Digital Refractometer, digital Polari meter, UV-VIS spectrophotometer, KF titrator are being used to check the Physio-chemical parameters such as Total Ash, Acid insoluble ash, water soluble extractive, Moisture test, acid value, iodine value, refractive sugar, Phenol compounds etc. Trinocular Microscope with image processor is being used for microscopic examination of raw drugs in pharmacognostic evaluation. In microbiology division, total bacterial count, total fungal count, Pathogens detection tests are being evaluated.

Drug Testing Laboratory (Indian Medicine) has been ensuring quality of Siddha, Ayurveda and Unani prepared classical and proprietary medicines and raw drugs in terms of identity, purity and strength as per Siddha Pharmacopoeia of India, Ayurveda Pharmacopoeia of India, Unani Pharmacopoeia of India, Indian pharmacopoeia and ISI standard books.

Drugs Testing Laboratory being statutory body the organization performance very important role in supporting Health Care Service Regulation and enhancing consumer confidence. As a Statutory body the Laboratory distinguish the massive challenges posed by Not of standard quality Drugs, Spurious and Adulterated drugs by some manufacturers and dealers. As per requirements Drugs manufactured by TAMPCOL and drugs procured by Nodal Agencies from various manufacturers are being tested before supply to Government Indian Medicine Institutions and Primary Health Centers.

The Government in G.O.No.(D)2117 Health & Family Welfare Department (I.M-2/2), dated:18.12.2018 has granted permission to Health Department of Andaman Nicobar Island (UT) to notify Government Analyst, Drug Testing laboratory ( I.M) Tamil Nadu as Government Analyst for Andaman Nicobar ( UT ) to discharge the statutory duties as per section 33F(2) of Drugs & Cosmetics Act 1940. In this year 2021-2022, five statutory samples have been received and tested of Andaman Nicobar (UT) as per Memorandum of Understanding.

During 2020-2022, 3538 samples have been tested for assessing statutory status and assuring the quality of raw drugs for manufacturing of medicines in TAMPCOL factory and for the tender under TAMPCOL, The Nodal Agency.

In Drugs Testing Laboratory (Indian Medicine) giving a training to the Government Siddha Medical College post graduate students every year as per

curriculum. Private Ayurveda Medical College Post graduate students have been trained in Drugs Testing Laboratory for one month.

Considering the Covid-19 pandemic situation, following studies were carried out in collaboration with Research and Development Wing for ISM, Chennai-106.

- ❖ Standardization of Nellikai Legiyam research work has been studied and published in Journal of Indian Medicine.
- ❖ Quality control parameters of Brahmanandabhairava tablets W. S. R. to its physico-chemical analysis was carried out in collaboration with Siddha Central Research Institute, Chennai-106.

The tasks accomplished by Drug Testing Laboratory (IM) are given below:

Year	No. of sample received	Total No of samples tested	Standard quality	Not of standard quality
2020-2021 (April 2020-March 2021)	2049	1550	1419	131
2021-22 (Up to February 2022)	1595	1988	1951	37
Andaman & Nicobar (UT) samples 2021-2022	05	05	05	-

#### 6.25 State Licensing Authority (Indian Medicine)

- In Tamil Nadu, office of the State Licensing Authority (Indian Medicine) has started its functioning from 29.11.2007 under the control of Directorate of Indian Medicine and Homoeopathy to Ensure Quality, Efficacy, Safety of Siddha, Ayurveda and Unani drugs. The Siddha, Ayurveda and Unani drugs are licensed by the State Licensing Authority (IM) as per the Drugs and Cosmetics Act, 1940 and Rules, 1945.
- As per G.O.No.493, Health and Family Welfare (IM-2-2) Department, dated 01.11.2019 onwards the Director of Indian Medicine has acting as Controlling Authority to execute regulatory enforcement action in respect of Siddha, Ayurveda and Unani Drugs.

- As per Gazette notification number GSR 716 E, Drugs (4<sup>th</sup> Amendment) Rules, 2021 a manufacturing for sale of Siddha, Ayurveda and Unani Drug license is issued in Form 25-D & 25-E having perpetual validity from 01.10.2021 onwards.
- Existing license holders in form 25-D/26-D & 25-E/26-E at the time of its renewal after deposit a onetime license retention fee, the license shall be issued in Form 25-D & 25-E valid perpetually.
- A license to manufacture for sale of any Siddha, Ayurveda or Unani drugs shall be issued within a period of two months from the date of receipt of the application or from the date of compliance by the applicant of shortcomings.
- For Export Purpose, the State Licensing Authority shall issue Neutral Code as requested by the consignee to be not labeled with the name and address of the manufacturer as per Rule 161-A (1) (f) of the Drugs and Cosmetics Rules, 1945.
- For export purpose, the State Licensing Authority is issuing the Free Sale & Non-Conviction Certificate in the format as specified by the importing country as per Rule 158-C of the Drugs and Cosmetics Rules, 1945.
- As per Drugs (4<sup>th</sup> Amendment) Rules, 2021 the application shall be made through portal e-AUSHADHI and license shall be issued online as per the format provided in the said portal from April, 2022 onwards.
- The State Licensing Authority is the licensing authority for the grant of a license to manufacture for the sale any Siddha, Ayurveda and Unani drugs and is also the approving authority for approval of granting and renewal of institutions for carrying out tests on Siddha, Ayurveda and Unani drugs and raw materials used in their manufacture on behalf of licensees for manufacture for sale of Siddha, Ayurveda and Unani drugs.
- All the Siddha, Ayurveda, Unani manufacturing units are GMP certified as per Schedule T of Drugs and Cosmetics Act, 1940 and Rules, 1945.
- Applications of Advertisements have been scrutinized and for eligible applications Unique Identification Numbers are allotted as per Rule 170 of the Drugs and Cosmetics Rules, 1945.
- The State Licensing Authority cancelled the approval of M/s. T. Stanes & Company Limited situated at 1128, Trichy Road, Coimbatore 641 018 in Form

49 for renewal is not made within six months of expiry as per Rule 160C of the Drugs and Cosmetics Rules, 1945.

**No. of fresh Manufacturing License issued:**

Year	System			
	Ayurveda	Siddha	Unani	Total
2011	5	5	-	10
2012	3	2	-	5
2013	2	7	-	9
2014	3	6	-	9
2015	10	13	-	23
2016	7	8	-	15
2017	8	24	-	32
2018	5	24	1	30
2019	13	19	2	34
2020	9	18	3	30
2021	14	17	2	33
After Drugs- 4 <sup>th</sup> amendment (Perpetual licence)	4	5	-	9
Total	83	148	08	239

**No. of Manufacturing License Renewed:**

Year	System			
	Ayurveda	Siddha	Unani	Total
2011	13	24	-	37
2012	36	36	3	75
2013	30	43	-	73
2014	08	11	1	20
2015	2	2	-	04
2016	8	8	1	17
2017	27	17	2	46
2018	12	11	0	23

2019	7	21	-	28
2020	3	10	1	14
2021 (1.1.2021 – 31.10.2021)	7	9	1	17
After Drugs-4 <sup>th</sup> amendment (Perpetual licence)	3	8	-	11
Total	156	200	09	365

**Grant or Renewal of Drug Testing Laboratory:**

Year	Grant	Renewal	Total
2011	-	1	1
2012	-	1	1
2013	-	1	1
2014	-	2	2
2015	-	-	-
2016	1	2	3
2017	1	-	1
2018	-	1	1
2019	-	4	4
2020	1	-	1
2021	3	1	4
2022 (01.01.2022- 28.02.2022)	-	2	2
Total	6	15	21

**Allotment of Unique Identification Number:**

Year	Number of UIN Allotment
2019	30
2020	24
2021	49
2022 (01.01.2022 to 28.02.2022)	4
Total	107

**6.26 Arignar Anna Government Hospital of Indian Medicine, Chennai During 2021-2022**

The Government of Tamil Nadu started the Arignar Anna Government Hospital of Indian Medicine in Chennai, in the year 1970, in order to cater to the health needs of Chennai City. The hospital has bed strength of 310 with all necessary facilities. The hospital offers treatment under all the systems of Indian Medicine and Homoeopathy (i.e; Siddha, Ayurveda, Unani, Homoeopathy and Yoga & Naturopathy). This hospital has latest fully automated analyzer used in the Bio-Chemistry laboratory for testing Patient samples. This Hospital has exclusive pharmacy for preparation of fresh medicine required for the treatment of patients under Siddha, Ayurveda, Unani.

In house special OPD performance

Sl. No.	Special OPD	New Cases	Old Cases	Total
1.	Diabetic OPD	3296	12329	15625
2.	Infertility OPD	715	1668	2383
3.	Asthma OPD	1864	4853	6717
4.	Skin OPD	3783	6223	10022
5.	Spinal cord OPD	1499	3055	4554
6.	Hypertension OPD	358	882	1240
8.	AIDS OPD	1	14	15
8.	Cancer OPD	163	422	585
9.	Kanayam (Paediatric) OPD	31	31	62

Above special OPD studies conducted during 2021-2022 and good result came out of it.

In house Quality Control Laboratory established in January 2021 having Chemistry, Pharmacognosy, Microbiology division to ascertain quality test to the prepared medicine for estimation of Quality assurance of Siddha, Ayurveda and Unani drugs. After estimation of quality assurance the drugs being distributed in Anna Hospital Out Patients and In Patients wards.

During 2021-2022 the following No. of medicines prepared, Quality tested before supply to the hospital.

Siddha	-	31017 KG.
Ayurveda	-	12731 KG
Unani	-	14287 KG

#### **6.27 Research and Development Wing for ISM, Chennai:**

The Government of Tamil Nadu in G.O. (Ms.) No.303, Health and Family Welfare Department, Dated 20.12.2013 have accorded sanction for the establishment of Research and Development Wing for ISM, Chennai exclusively for Indian Medicine Colleges to facilitate the faculties and students of Indian system of medicine such as Siddha, Ayurvedha, Unani, Homoeopathy and Yoga & Naturopathy at a cost of Rs.12 crores. It is a new initiative under this Department. The construction of the Building at a cost of Rs.6 crore was completed and handed over by PWD during June 2017 and the current supply has been provided by the authorities only during November to December 2017.

Equipment at a cost of Rs.3.5/- crores has been procured through TAMPCOL in consultation with the expert team and installed during March 2020 after fulfilling the pre-requirement conditions for installation. Now, Analytical Chemistry, Microbiology and Pharmacology Laboratories are fully equipped and functional and testing of samples are carried out. Further, indent has also been placed to TAMPCOL to procure equipment for Process Validation Laboratory and for safety measures and it is under progress.

Under the supervision of Deputy Director i/c and Research Officer i/c, the equipment installed in the Laboratories are utilized for research studies by deputing the available staff from the State Drug Testing Laboratory and Government Siddha Medical College, Chennai and also from Siddha Central Research Institute, Chennai.

Effective steps have also been taken for filling up the sanctioned posts as detailed below:

- i. Adhoc rules for the posts sanctioned on time scale of pay have already been proposed and issue of orders is under active consideration of the Government and expected shortly.
- ii. Orders of staff approval committee for filling up of the posts on consolidated pay has since been received and recruitment for these posts will be made through High Level Committee already constituted in G.O. (Ms.) No.211, Health and Family Welfare Department, Dated 08.02.2018 for the purpose.
- iii. Meanwhile, 2 Watchman and 5 Multipurpose Workers are engaged on outsourcing through TAMPCOL as ordered in G.O. (Ms.) No.1116, Health and Family Welfare (IM1-1) Department, Dated 10.11.2020.
- iv. Permission obtained to utilize the Animal House attached to Government Siddha Medical College, Chennai. Institutional Animal Ethics Committee is being formed and action is being taken to address CPSEA for approval.

**Research activities taken by this wing:**

- Siddhar Kayakarpam Unit – Siddha Post covid care center is set up on 02.01.2021 following first wave of Covid-19 Pandemic and 1,406 patients are availed treatment so far.
- Siddha War room is also set up during June 2021.
- The following clinical and observational studies are carried out by this wing in collaboration with Central Council for Research in Siddha, National Institute of Epidemiology, State Drug Testing Laboratory (Indian Medicine), Chennai:
  - The study titled “Situation analysis of Siddha Covid care centers in Tamil Nadu”
  - “Post Covid functional health status and health related quality of life among the patients managed in Siddha Covid Care centers, Tamil Nadu, 2021 – A cross-sectional study”
- Pharmacognostic analysis of Kabasura Kudineer choornam – compound formulation with each raw materials of Kabasura Kudineer choornam;
- Antibacterial and antimicrobial study of Kabasura Kudineer choornam; and



- The Wing is also conducting a study on “Qualitative and quantitative analysis of Kabasura Kudineer choornam”.

A workshop for Post Graduate Siddha students called, “நாற்றங்கால்” COLLOQUIUM was conducted on 05.03.2021 at Training Hall of this wing.

A Workshop on “Protocol & Scientific Writing in Ayush Research” was also jointly organized by this wing and Siddha Central Research Institute on 3<sup>rd</sup> and 4<sup>th</sup> September 2021.

Based on the announcement made during Budget session 2021-2022, a DATA CELL for Directorate of Indian Medicine and Homoeopathy, Chennai has been set up in this Wing to maintain the data pertaining to this Department.

### **6.28 Tamil Nadu Medicinal Plant Farms and Herbal Medicine Corporation Limited**

Tamil Nadu Medicinal Plant Farms and Herbal Medicine Corporation Limited (TAMPCOL) was started on 27th September 1983 with the main objective of manufacturing and supplying Siddha, Ayurveda and Unani medicines.

The Registered office functions at Anna Hospital Campus, Arumbakkam, Chennai and its factory, functioning at SIDCO Pharmaceutical Campus, Alathur near Thiruporur, Chengalpattu District, which is involved in manufacturing of 175 medicines out of which 87 are Siddha medicines [61 Shastric and 26 Proprietary], 43 are Ayurveda medicines [40 Shastric and 3 Proprietary] 21 are Unani medicines [13 Shastric and 8 Proprietary] 11 are Veterinary Medicines [9 Shastric and 2 Proprietary ] and 13 are Yoga & Naturopathy Medicines.

The Authorized and Paid up Share Capital of the Corporation is Rs.300.00 lakh. During the year 2021-22, The Corporation achieved sales to the tune of Rs.5074.89 lakh (unaudited – up to 28<sup>th</sup> Feb 2022).

Due to Covid-19 the Corporation has produced and supplied 150958 Kgs. of Kabasura Kudineer to the tune of Rs.2200.66 lakh, 62094 Kgs. of Nilavembu Kudineer to the tune of Rs.430.80 lakh and 21678 Kgs. Natural Immunity Booster Powder to the tune of Rs.259.63 Lakh for the year 2021-22. (unaudited – up to 28<sup>th</sup> Feb 2022). The medicines were supplied to various institutions functioning under the Directorate of Indian Medicine and Homoeopathy, various Government Departments / Institutions like Corporations, Municipalities, District Collectors, TASMACH, National Institute of Siddha, ESI, NRHM, ISM wings at Union Territory of Pondicherry, open market sales etc.

During the year 2021-22 the Corporation supplied 11 medicines under “Magapperu Sanjeevi” Kit for pregnant women through the Siddha wings in the State at a total cost of Rs.150.00 lakh. Under Baby Care Kit, Sowbagya sunti Lehiyam supplied for Rs.276.61 lakh for the year 2021-22.

For the year 2021-22 supply was made to the Tamil Nadu Livestock Development agency. The above manufacturing and supply activities will be continued in 2022-2023 also.

Tampcol will continue its role in production and uninterrupted supply of Nilavembu Kudineer and Kabasura Kudineer in coming financial years also, for the distribution of the same to Hospitals coming under the ambit of Indian System of Medicines, AYUSH Institutions, Corporation / Municipality dispensaries to prevent COVID 19.

The Corporation has three sales counters at Chennai, Palayamkottai and at Nagercoil. A Free Medical Consultancy Clinic is being operated at the Corporate Office Building of the Corporation with doctors from all streams of Indian System of Medicines namely Siddha, Ayurveda, Unani Yoga and Naturopathy on rotation basis.

The Corporation has created provision for Corporate Social Responsible activity amounting of Rs.39.28 lakh as per companies Act 2013. The Corporation has formulated CSR committee as per Companies Act, 2013.

During the year 2021-22, the Corporation has paid a sum of Rs.1 crore as donation to CHIEF MINISTER’S PUBLIC RELIEF FUND towards CORONA/COVID – 19 relief.

As per G.O.(Ms.) No.83, Health and Family Welfare (IM1-1) Department, dated:18.02.2021 the 2<sup>nd</sup> production unit at Pudukottai was inaugurated on 25.02.2021 at Government Head Quarters hospital campus, Pudukkottai and the production of Nilavembu Kudineer and Kabasura Kudineer to combat Covid-19 pandemic is carried out there and the same has been delivered to 19 Southern districts of Tamil Nadu.

With the aim of reaching a global audience, the Corporation’s renowned commercial product viz. Herbal Hair Tonic has been made available in the e-commerce site viz.amazon.

## **State AYUSH Society**

**6.29** “State AYUSH Society – Tamil Nadu” is formed to implement the schemes sanctioned to the State under the National AYUSH Mission. The schemes are implemented by the Society, out of the funds received from the Government based on the sharing pattern in the ratio of 60:40. For the year 2022-23 Schemes were approved for an amount of Rs.33.295 crore in the State Annual Action Plan (SAAP).

### **Tamil Nadu State Medicinal Plants Board**

**6.30** Tamil Nadu State Medicinal Plants Board was formed vide G.O. (Ms.) No.104, Health and Family Welfare Department, Dated 06.06.2002 & TNSMPB was further registered under Tamil Nadu Societies Registration Act 1975, Tamil Nadu Act 27 of 1975 vide Registration.No.286/2009 Dated 26.10.2009. The board is governed by the General body with 11 Members, and an Executive Committee of 7 members both under the Chairmanship of Principal Secretary to Government, Health and Family Welfare Department, Government of Tamil Nadu.

As per the By-law the main aims and objectives is to avail the financial benefits by the stakeholders of Tamil Nadu in the Medicinal Plants Sector like Farmers, Growers, Collectors, Traders, Exporters, Industrialist, from the National Medicinal Plants Board, Government of India through the State Medicinal Plants Board by submitting suitable project proposals.

Sl.No.	Name of the Post	Sanctioned
1	Director (IAS)	1
	<b>Total</b>	<b>1</b>
<b>Medical Personnel</b>		
2	Joint Director	1
3	Principal (S)	2
4	Principal (A)	1
5	Principal (U)	1
6	Principal (H)	1
7	Principal (Y & N)	1

8	Director (Y & N)	1
9	Director (Varma)	1
10	Deputy Director (Cancer & Aids)	1
11	Pharmacy Supndt.	1
12	Secretary (Professor Cadre)	1
13	Professor (S)	27
14	Professor (A)	3
15	Professor (U)	7
16	Professor (H)	13
17	Professor (Y & N)	28
18	Reader (S)	21
19	Reader (A)	16
20	Reader (U)	11
21	Reader (H)	15
22	Reader (Y & N)	22
23	Reader (Modern Medicine)	1
24	Reader (Pharmacology)	1
25	Superintendent (AAGHIM)	1
26	Hospital Superintendent (A)	1
27	Government Analyst	1
28	Lecturer (S)	25
29	Part Time Lecturer (Siddha)	0
30	Lecturer Grade – II	28
31	Lecturer (U)	10
32	Lecturer (H) including Bio-Chemistry	8
33	Lecturer (Y & N)	44
34	Lecturer in Modern Medicine	0

35	Lecturer (Pharmacology)	1
36	Lecturer (Allopathy)	6
37	Lecturer (Bio-Chemistry)	1
38	Lecturer (Pathology)	1
39	Lecturer in Physiology (Non Medical)	1
40	Assistant Professor in Botony	3
41	Assistant Professor in Medicinal Botony	1
42	Assistant Professor in Microbiology	1
43	Assistant Professor in Bio-Chemistry	1
44	DSMO	22
45	Medical Officer (S)	15
46	Scrutinizing Medical Officer (Siddha)	1
47	RMO (A)	1
48	Medical Officer (A)	6
49	Medical Officer (U)	3
50	Scrutinizing Medical Officer (Unani)	1
51	Medical Officer (Y & N)	2
52	RMO (Y & N)	2
53	MO (Modern Medicine)	1
54	Clinical Pathologist	1
55	Bio-Chemist	1
56	Pathologist	2
57	Radiologist	2
58	AMO / AL / Lecsturer Gr. II (S)	40
59	AMO (S)	822

60	AMO (A)	61
61	Assistant Lecturer (A)	0
62	AMO (U)	30
63	Assistant Lecturer (U)	0
64	AMO (H)	52
65	Assistant Superintendent (H)	1
66	Tutor (H)	8
67	AMO / AL (Y & N)	26
68	AMO (Y & N)	98
69	Demonstrator (Y & N)	28
70	Demonstrator (Anatomy)	1
	<b>Total</b>	<b>1538</b>
<b>Nursing Personnel</b>		
1	Nursing Supndt. Gr.II	7
2	Nurses	106
	<b>Total</b>	<b>113</b>
<b>Pharmacist / Chief Pharmacist / Pharmacy Supervisor</b>		
1	Chief Pharmacist	6
2	Pharmacy Supervisor (S)	1
3	Pharmacy Supervisor (A)	0
4	Pharmacy Supervisor (U)	0
5	Asst. in Pharmacy	4
6	Pharmacist (S)	755
7	Pharmacist (A)	53
8	Pharmacist (U)	30
9	Pharmacist (H)	53
10	Nursing Therapist	4
	<b>Total</b>	<b>906</b>

<b>Ministerial Staffs</b>		
1	Deputy Director (Admin)	1
2	Assistant Director (Admin)	2
3	Assistant Director (Statistics)	1
4	Junior Administrative Officer	7
5	Office Superintendent	35
6	Legal Adviser	1
7	Commercial Accountant	2
8	Assistant	105
9	Medical Record Technician	2
10	Computer Operator	5
11	Junior Assistant	54
12	Store Keeper	1
13	Steno Typist Grade - I	1
14	Steno Typist Grade - II	2
15	Steno Typist Grade - III	31
16	Typist	12
17	Record Asst.	1
18	Record Clerk	16
	<b>Total</b>	<b>279</b>
	<b>Nursing Assistant / Hospital Worker</b>	
1	Nursing Assistant	20
2	Nursing Assistant (Male)	6
3	Nursing Assistant (Female)	5
4	Male Nursing Assistant	18

5	Female Nursing Assistant	14
6	Male Nursing Assistant Grade-II	10
7	Female Nursing Assistant Grade-II	7
8	Male Nursing Assistant / Female Nursing Assistant	0
9	Attendant	4
10	Attender	3
11	Women Servant	1
12	Anatomy Bearer	3
13	Waterman	5
14	Gate Peon	1
15	Barber	1
16	Stetcher Bearer	2
17	Sweeper	23
18	Sweeper cum Water Women	1
19	Sweeper cum Waterman	2
20	Gardener	2
21	Watchman	21
22	Sanitary Worker	54
23	Office Assistant	49
24	Lascar	13
25	Cook	12
26	Cook Matty	1
27	Dhoby	7
28	Hospital Servant / Hospital Worker	550
29	Multipurpose Woker	87
30	Mortuary Attendant	2
31	Packer	1



32	Cook Attendent	1
33	Sweeper for Cleaning Vessels	4
34	Cleaner	3
35	Duffedar	1
36	Ambulance Van Attendent	2
37	Peun cum Waterman	1
38	Dispensary Attender	2
	<b>Total</b>	<b>939</b>
	<b>Others</b>	
1	Additional Chief Secretary / Commissioner	0
2	Chief Scientific Officer / Director	1
3	Senior Scientific Officer / Deputy Director (Tech)	2
4	Demonstrator in Botony	1
5	Physical Director	2
6	Research Officer in Chemistry	3
7	Research Officer in Micro-Biology	1
8	Research Officer in Pharmacognocy	1
9	Research Officer in Instrumentation	2
10	Research Officer in Bio-Chemistry	1
11	Research Officer in Pathology	1
12	Research Officer in Pharmacology & Toxicology	1
13	Special Officer (Translation)	1
14	Finance Advisor & Chief Accounts Officer	1

15	Statistician	1
16	Librarian Grade - I	2
17	Scientific Officer (DTL)	2
18	Computer System Analyst cum Programmer	1
19	Tamil Pandit	2
20	Transcriber	5
21	Copyist	1
22	Driver	19
23	Ambulance Driver	1
24	Assistant Scientific Officer	6
25	Telephone Operator	3
26	Librarian	6
27	Pharmacy Attendent	74
28	Driver Desintegrator	1
29	Asst. Driver Desintegrator	1
30	Laboratory Assistant	2
31	Laboratory Technician Grade - I	11
32	Laboratory Technician Grade - II	30
33	Plaster Technician	1
34	Laboratroy Attender	4
35	Laboratory Attendent	23
36	Therapeutic Assistant	247
37	A.N.M.	5
38	Radiographer	4

39	House Keeper	1
40	Mechanic Grade - II	2
41	Electrician Grade - II	4
42	Masseur	32
43	Animal Attendent	1
44	Dark Room Assistant	3
45	Conductor	1
46	Assistant Steward	1
47	Plumber	3
48	X-Ray Attendent	2
	<b>Total</b>	<b>520</b>
	<b>Grand Total</b>	<b>4,296</b>

## Chapter - 7

### FOOD SAFETY AND DRUG ADMINISTRATION

#### 7.1 Food Safety Administration

##### 7.1.1 Creation of New Department

The Food Safety and Standard Act, 2006 replaced multiple Act like Prevention of Food Adulteration Act, 1954, etc., and this act was implemented from 05.08.2011 and Tamil Nadu Food Safety Department was created on 22.12.2011 as per the provisions of this act.

##### 7.1.2 Infrastructure:

The Department is headed by the Commissioner of Food Safety at State level who is assisted by the Additional Commissioner, other supportive Staff at State Level and 32 Designated Officers (at the rate of one per district) at Districts and 394 Food Safety Officers to implement the new Act, Six Food Laboratories established at Chennai, Thanjavur, Madurai, Salem, Coimbatore and Palayamkottai have been established under the Food Safety and Standards Act for testing food samples.

##### 7.2 Food Safety Appellate Tribunal:

Tamil Nadu Food Safety Appellate Tribunal formed and started functioning from February, 2019. Presiding Officer, Registrar and Assistant Public Prosecutor Grade I are posted in this tribunal.

**The Department of Food Safety Administration has the following staff:-**

Sl. No.	Name of the Posts	No. of the posts
1	Commissioner of Food Safety	1
2	Director and Additional Commissioner of Food Safety	1
3	Deputy Director of Public Health and Preventive Medicine Grade-II	1
4	Presiding Officer	1
5	Registrar	1
6	Deputy Director (Administration)	1
7	Deputy Director (Information Management)	1

8	Health Officer	1
9	Government Analyst	1
10	Public Analyst	5
11	Deputy Government Analyst	1
12	Assistant Public Prosecutor Grade-1	2
13	Assistant Public Prosecutor Grade-II	8
14	Chief Accounts Officer	1
15	Law Officer	1
16	Statistical Officer	1
17	Administrative Officer	1
18	Designated Officers	32
19	Senior Analyst	24
20	Microbiologist	6
21	Junior Analyst	41
22	Superintendent	7
23	Accountant	5
24	Statistical Assistant	2
25	Food Safety Officer	394
26	Assistant	54
27	Steno Typist	38
28	Store Keeper	7
29	Typist	13
30	Junior Assistant	51
31	Laboratory Technician Grade-I	15
32	Laboratory Technician Grade-II	21
33	Electrician	6
34	Driver	36
35	Record Clerk	4
36	Data Entry Operator (Outsourcing)	41
37	Duffadar	1
38	Office Assistant	48
39	Sweeper (including 1 outsourcing)	10
40	Laboratory Assistant	8

41	Mazdoors	2
42	Watchman (Including 1 outsourcing)	9
<b>Total</b>		<b>904</b>

### 7.3 Activities

- Periodical inspection by Designated Officers/Food Safety Officers in the Food Manufacturing units, storage chambers, Distribution places and selling places to prevent selling any adulterated food.
- Hotels and Canteens are being inspected for cleanliness and the workers are given training to handle food hygienically and to prepare safe food.
- Noon meal Centres, Anganwadi Centres are inspected regularly and the workers are trained in providing safe and hygienic food to the children and keep the premises clean and tidy, Hostels are inspected regularly given awareness to provide safe food to the students.
- Periodical awareness meetings are conducted to Food Business Operators and consumers and their defects are rectified. Food safety and Standard Act, 2006 is being implemented in co-operation with the Food Business Operators and Consumers.
- Issuing the License/RC to the Food Business Operators is basic responsibility of this department 1,03,426 Licenses and 4,32,481 Registration Certificates are issued and active up to March 2022.
- Periodical inspections are being made in all the manufacturing, storage and selling places by Designated Officers / Food Safety Officers. During 2021-22, 16,363 samples and analysed and taken legal actions as follows:  
3,121 Civil cases filed against the food business operators and judgment given for 2,896 cases. Penalty amount imposed in Rs.3,00,84,000.  
837 criminal cases files against the food business operators in JM Court and judgment given for 387 cases. Penalty amount imposed in Rs.78,63,000.
- Follow up of samples reported as Unsafe / Misbranded / Substandard filing cases for both Civil and Criminal cases.  
Food products such as Milk, oil, Tea, water, fruits, vegetables, and masala products are monitored periodically and analysedfor adulteration by lifting samples.

- To ensure hygiene in slaughter houses periodical inspection are carried out.
- Tamil Nadu Food Safety Appellate Tribunal was formed and started functioning from February, 2019. Presiding Officer, Registrar and Assistant Public Prosecutor Grade I are posted in this Tribunal. 153 appeals have been presented in this tribunal so far. Out of which 17 appeal have been presented during the year 2021-22 (upto March 2022). 38 Appeal taken on file during the year February 2019 to March, 2021 and 31 appeal taken on file during the year April 2021 to March 2022.
- Selling the banned Panmasala, Gutkha and other food products containing tobacco or nicotine are monitored and destroyed. Tamil Nadu prohibited the sale of food containing Tobacco / Nicotine since 23.05.2013. From April 2021 to March 2022, 103181.800 kg with a value of Rs.6,77,42,924 banned food products containing tobacco & nicotine were seized and destroyed.
- The whatsapp mobile number 9444042322 is in force from May' 2017 as complaint redressal system to obtain the complaints from public. In the year 2021-22 upto March 2022, 3,701 Complaints have been received from public and action taken through the food safety Officials within 24 to 48 hours.
- In exercise of the powers conferred U/s 30(3) of Food Safety and Standards Act, Designated Officers have been empowered from 1<sup>st</sup> December 2019 to impose penalty not more than Rs.25,000 to compound offence committed by the Food Business Operators whose turnover is less than Rs.12 lakh per annum and eligible for Registration Certificate (RC) under the Act with effect from 01.12.2019. From 1<sup>st</sup> April 2021 to 31<sup>st</sup> March 2022, Rs.1,93,16,500 have been imposed as penalty for 4,778 defaulters.
- Six Food Laboratories are functioning at Chennai, Thanjavur, Madurai, Salem, Coimbatore and Palayamkottai for testing of food samples.
- To make all the educational Institutes as "Eat Right Campus", as a first step, at 500 professional Colleges, 1350 Colleges / Schools, 54,439 Anganwadi Centers, Awareness Campaigns / Trainings have been selected under Eat Right Scheme, with a cost of Rs. 90 Lakh and upto 30<sup>th</sup> June' 2020 and 5425 institutions have been preaudited and trainings have been completed. As on 31 March 2022, 409 Eat right campus of schools have been certified so far.

- 54,439 Anganwadi Centers have been selected for Training under Food Safety Training and Certification (FoSTaC) and provision of certificates under FoSTaC, with a cost of Rs. 32 Lakh and along with the training sessions of above mentioned Eat Right Campus for AnganwadiCenters, the FoSTaC programme will be completed. As on March 2022, 1,05,721 Food Safety Supervisors trained and it is an ongoing programme.
- To find out adulteration, at all Primary Health Centers (PHC) and Health Sub-Centers (HSC), Rapid tests will be carried out under Detection of Adulteration with Rapid Tests, (DART) with a cost of Rs. 10 Lakh and till 31<sup>st</sup>March 2020, 18,589 staff of PHC/HSC have been trained.
- As per FSSAI guidelines, The Hotels and Restaurants are Certified under “Hygiene Rating” Scheme by conducting preauditing, Training and Post auditing process, during 2021-2022, till 31<sup>st</sup> March 2022, 2,576 Food Business Operators obtained “Hygiene Rating” Certifications and others are under process. The programme will be a regular ongoing programme.
- Blissful Hygienic Offering to God (BHOG) is an initiative of FSSAI to encourage Places of Worship (PoW) to adopt and maintain food safety and hygiene while preparing Prasad to ensure that safe and wholesome Prasad is received by devotees. Food Safety Department is very keen to take the project – BHOG forward to reach the objective of safe food for all in Tamil Nadu and roll out BHOG project to all PoW across Tamil Nadu. As on 31<sup>st</sup> March 2022, 456 (Four Hundred and Fifty Six) temples have been issued BHOG after the preaudit, training and final audit process.

### ACHIEVEMENTS

Details	2021-22 (01.04.2021 to 31.03.2022)
No. of valid Licenses	1,03,426
No. of valid Registrations	4,32,481
<b>Act Samples:</b>	
Analysed	16,363
Found Unsafe	949
Found Misbranded, Substandard, etc.,	2,832



<b>Surveillance Samples:</b>	
Analysed	3,661
Found Non Conform	762
<b>Court Case – Criminal:</b>	
Cases Filed	837
Cases Judgement Given	387
Penalty amount imposed in Rs.	78,63,000
<b>Court Case – Civil:</b>	
Cases Filed	3,121
Cases Judgement Given	2,896
Penalty amount imposed in Rs.	3,00,84,000/-
<b>Ban on Panmasala / Gutka containing tobacco &amp; nicotine:</b>	
Quantity seized in Kgs. (01.04.2021 to 31.03.2022)	103181.800
Approximate value in Rs.	6,77,42,924/-

#### **7.4 DRUGS CONTROL ADMINISTRATION:**

##### **An Introduction:**

1. The Director is the head of the Drugs Control Administration and the Department is functioning under the administrative control of the “Commissioner of Food Safety and Drugs Administration”.
2. The Director of Drugs Control is the controlling authority and Licencing Authority for grant of licence for manufacturing of allopathic drugs, Medical devices (for Class A & B), Homeopathic medicines & cosmetics. The approvals for Allopathic drugs are being issued after joint inspection by the Drugs Inspectors of the State Government and the Central Government. The approvals for medical devices for class A and B are being issued after the inspection by the Notified bodies approved by the Central Government. The Director of Drug Control is the Licencing Authority for the Blood Centres (Blood Banks) and also for certain Categories of Allopathic Drugs along with the Central License Approving Authority of the Government of

India.

3. This State is divided into 24 zones headed by an Assistant Director of Drugs Control for each zone. They are the Licencing Authority for Grant of sales licenses of Allopathic, and Homeopathic Medicines. There is a Mobile Squad at Madurai to attend complaints relating to Spurious Drugs and investigates specific complaints in Southern Region. There is a fully fledged Drugs Testing Laboratory at Chennai attached to this Department which undertakes testing of samples drawn by the Drugs Inspectors.

#### **7.5 The details of the Staff Strength of this Department**

<b>Sl. No.</b>	<b>Title of the post</b>	<b>No. of Posts Sanctioned</b>
1	Director of Drugs Control	1
2	Joint Director of Drugs Control	2
3	Deputy Director of Drugs Control	2
4	Assistant Director of Drugs Control	25
5	Assistant Director of Drugs Control (Admin)	1
6	Assistant Accounts Officer	1
7	Legal Adviser	1
8	Senior Drugs Inspectors	15
9	Drugs Inspector	146
10	Government Analyst	1
11	Deputy Government Analyst	2
12	Senior Analyst	14
13	Junior Analyst	38
14	Junior Administrative Officer	1
15	Technician Grade I	6
16	Lab Technician Grade - II	4
17	Electrician Grade I	1
18	Plumber	1
19	Animal Attendant	1
20	Lab Attendant	7
21	Office Superintendent	17

22	Assistant	43
23	Store Keeper	1
24	Steno Typist Grade -I	1
25	Steno Typist Grade- III	2
26	Junior Assistant	49
27	Typist	17
28	Telephone Operator	1
29	Record Clerk	3
30	Driver	4
31	Office Assistant	84
32	Sweeper	1
33	Sweeper cum watchman	1
	<b>TOTAL</b>	<b>494</b>

### 7.6 Objective of the Department

- The Drugs Control Administration enforces the following enactments for regulating manufacture, distribution and sale of drugs and cosmetics:
  - i. Drugs & Cosmetics Act, 1940, Drugs Rules 1945, Medical Devices Rules 2017, New Drugs and Clinical Trial Rules 2019 and Cosmetics Rules 2020
  - ii. Drugs Price Control Order, 2013
  - iii. Drugs & Magic Remedies (Objectionable Advertisements ) Act 1954 , Drugs & Magic Remedies Rules 1955
- The Officers of this Department are also empowered to act under Narcotic Drugs and Psychotropic Substances Act, 1985.

### 7.7 Summary of work carried out by the Drugs Control Administration

S.No.	Details of Inspections	2017-2018	2018-2019	2019-2020	2020-2021	2021-2022
1	Number of Inspections of Sales Concerns	55425	55170	57277	58590	64246
2	No. of Inspections of Manufacturing Concerns	1446	1195	1472	1411	1776

3	No. of Inspections of Hospitals and Medical Stores.	2790	2169	2242	1766	2083
4	No. of Inspections of Blood Bank	834	1148	1284	591	789
	<b>Total no. of Inspections</b>	<b>60495</b>	<b>59682</b>	<b>62275</b>	<b>62358</b>	<b>68912</b>

#### 7.8 Details of Samples drawn and tested

Sl. No.		2017-2018	2018-2019	2019-2020	2020-2021	2021-2022
	<b>Total no. of Samples drawn</b>	<b>8908</b>	<b>8988</b>	<b>9011</b>	<b>8604</b>	<b>9372</b>
	<b>Details of Samples tested</b>					
1.	No. of Samples Tested	11601	10750	9021	8830	8472
2.	No. of Samples declared as Not of Standard Quality	175	294	265 Our State- 65 Other State- 200	270 Our State - 91 Other State -179	<b>286</b> Our State - 69 Other State -217

#### 7.9 Licences Details of the Temporarily Suspended

	2018-2019	2019-2020	2020-2021	2021-2022
Total No. of Wholesale Licence suspended	30	20	07	5
Total No. of Retail Licence suspended	34	32	21	20
<b>Total No. of Licence suspended</b>	<b>64</b>	<b>52</b>	<b>28</b>	<b>25</b>

**7.10 The details of prosecutions sanctioned for the contraventions under Drugs and Cosmetics Act 1940 and Drug Rules, 1945 and its allied acts**

<b>Details of Sanction Given to file the cases in JM Count</b>	<b>2017-18</b>	<b>2018-19</b>	<b>2019-20</b>	<b>2020-21</b>	<b>2021-22</b>
For the Manufacture and Sale of Spurious /Adulterated drugs	6	6	<b>Total – 7</b> Our state– 0 Other state-7	<b>Total – 6</b> Our state– 3 Other state-3	<b>Total – 6</b> Our state– 4 Other state-2
For the Manufacture and Sale of Not of standard Quality drugs	90	96	<b>Total – 82</b> Our state – 12 Other state – 70	<b>Total – 94</b> Our state - 30 Other state – 64	<b>Total – 80</b> Our state - 23 Other state – 57
No. of Sanctions for Other Contraventions under Drugs and Cosmetics Act, 1940 and Drugs Rules 1945	369	378	406	398	416
No. of Sanctions issued under the Drugs & Magic Remedies (Objectionable Advertisements) Act, 1954 and Rules 1955	13	5	2	1	-
No. of Sanctions issued under Drugs Price Control Order 2013	4	2	2	1	1

**7.11 Revenue receipts reported/ Collected by this department from 01.04.2021**

- Receipts by the way of penalties collected by the court for the prosecution launched by this department – upto March 2022 : Rs. 85,64,000/-
- Receipts by the way of fees for the licence approvals - upto February 2022 : Rs. 13,04,51,984/-

### **7.12 Performances for year 2020-2021 & 2021-2022**

1. In order to control the illegal abortions, the sale of abortion pills without valid prescription of the Registered Medical Practitioners were verified and legal actions have been initiated against 146 retail outlets under the provisions of Drugs and Cosmetics Act 1940 and Rules 1945.
2. The Government of India has banned the manufacture and sale of Diclofenac and its formulations for veterinary use. Also the Government has prohibited the multidose vials of Diclofenac injections for human use, in order to control the sale of multidose Diclofenac injections for veterinary use. Legal actions have been initiated against 104 dealers under the provisions of Drugs and Cosmetics Act, 1940 and Rules, 1945 for sale of prohibited multidose vials of Diclofenac injections.
3. During the month of May -2020, Cosmetics worth of Rs. 5,24,369/- have been seized at the premises of Thiru.Edward Dasan, No.2/508, Aanaigoundampatti, Saminaikkanpatti, Salem for the contravention section 18(c) for having stocked for sale and sold the Cosmetics without licence under the provisions of the Drugs and Cosmetic Act 1940.
4. During the month of May -2020, Drugs worth of Rs. 1,00,000/- have been seized at the premises of Mr.Getwell Pharma, 284 P, First floor, North Ajaram, Thanjavur 613009 for the contravention section 18(c) for having stocked for sale and sold the Drugs without licence under the provisions of the Drugs and Cosmetic Act, 1940.
5. In order to cater the needs of increased demand of medical oxygen, spot approvals were issued to industrial oxygen manufacturers (i.e. Liquid Medical Oxygen manufacturers, bottling & filling units and also to ASU or PSA plants) to manufacture medical oxygen. So far about 77 industrial oxygen manufacturers have been licensed to manufacture medical oxygen.
6. During the year 2020-2021, 35 drug samples have been reported as sub-standard Hand Sanitizers, 29 drug samples have been reported as adulterated Hand Sanitizers, 2 drug samples have been reported as spurious Hand Sanitizers. Out of these, sanction for prosecution have been issued for 57 cases and 9 cases are under investigation under the provisions of Drugs and Cosmetics Act 1940 and Drugs Rules 1945.
7. During the month of July -2021, Drugs worth of Rs. 3,43,655/- have been seized

at the premises of M/s. Glaxo Smithkiline Pharmaceuticals, Chennai -77 for the contravention section 18(c) for having manufactured for sale and sold the drugs without licence under the provisions of the Drugs and Cosmetic Act 1940.

8. During the month of July 2021, Drugs worth of Rs. 7,59,198/- have been seized at the premises of M/s. Murugesan Maligai Kadai, No. 4/18, Opp.Over Tank, B. Pallipatti (Village, & Post), Pappireddipatti Taluk, Dharmapuri – 636 705 for the contravention section 18(c) for having stocked for sale and sold the drugs without licence under the provisions of the Drugs and Cosmetic Act 1940.
9. On 30.07.2021, a special squad has been formed and conducted surprise raids at Chennai city and legal action has been initiated against 18 medical shops for having sold Habit forming/psychotropic substances without valid prescription of the Registered Medical Practitioner.
10. On 30.09.2021 & 01.10.2021, surprise raids have been conducted all over the State of Tamil Nadu including Chennai city and legal action has been initiated against 59 medical shops for having sold Habit forming/psychotropic substances without valid prescription of the Registered Medical Practitioner and the said cases are under investigation for initiating legal action before the trail court.
11. During the month of November 2021, Drugs worth of Rs. 28,534/- have been seized at the premises of M/s. Vijaya Clinic, Nallampalli, Dharmapuri for the contravention section 18(c) for having stocked for sale and sold the drugs without licence under the provisions of the Drugs and Cosmetic Act 1940.
12. On 08.01.2022 a special squads have been constituted to conduct surprise raids at Srivilliputhur to detect the offences of selling Habit forming drugs without valid prescription of the Registered Medical Practitioners. The squads inspected 16 retail premises and noticed the offences under Drugs and Cosmetics Act 1940 and Rules 1945 and the said cases are under investigation for initiating legal action before the trail court.

## Chapter - 8

### TAMIL NADU STATE HEALTH TRANSPORT DEPARTMENT

**8.1** Tamil Nadu State Health Transport Department functions exclusively for the effective maintenance of all the vehicles attached to various Directorates of Health and Family Welfare Department.

**8.2 Activities and details of Workshops functioning under the Department:**

Seven Regional Workshops of the Department, each maintaining a fleet of around 400 vehicles execute all types of major repairs and Nine District Workshops assist the Regional Workshops by undertaking II line and minor repairs. Apart from the Regional / District Workshops, 29 Mobile Workshops spread all over the State that are an unique feature of this Department, render periodic service once in two months and execute minor repairs right at the door steps of vehicle owning officers.

Sl. No.	Regional Workshops	District Workshops	Mobile Workshops
1.	Chennai	Chengalpattu	Chennai (S) Chennai (N) Chengalpattu Kancheepuram Thiruvallur
2.	Vellore	Villupuram	Vellore Cuddalore Villupuram Tiruvannamalai
3.	Salem	Dharmapuri	Salem Dharmapuri Krishnagiri
4.	Coimbatore	Udhagamandalam Erode	Udhagamandalam Coimbatore Erode
5.	Tiruchirappalli	Thanjavur Pudukkottai	Tiruchirappalli Thanjavur Perambalur



			Nagapattinam
6.	Madurai	Virudhunagar	Madurai Theni Ramanathapuram Sivagangai Dindigul Virudhunagar
7.	Tirunelveli	Nagercoil	Tirunelveli Sankarankoil Nagercoil Thoothukudi

### 8.3 Details of Fleet Maintained - Directorate Wise as on 31.03.2022 :

Sl. No.	Directorate	No.of vehicles
1.	Directorate of Public Health and Preventive Medicine	1,869
2.	Directorate of Family Welfare	332
3.	Directorate of Medical and Rural Health Services	282
4.	Directorate of Medical Education	256
5.	Directorate of State Health Transport Department	55
6.	Tamil Nadu State Blindness Control Society	36
7.	Commissionerate of Food Safety & Drugs Administration	38
8.	Commissionerate of Indian Medicine and Homoeopathy	19
9.	State Health Society	7
10.	Health and Family Welfare Department, Secretariat	4
11.	Directorate of Drugs Control	2
12.	Tamil Nadu Medical Services Recruitment Board	3
13.	Tamil Nadu Health Systems Project	2
14.	Tamil Nadu State Aids Control Society	15
	<b>TOTAL</b>	<b>2,920</b>

**8.4 Details of Fleet Maintained- Make wise as on 31.03.2022 :**

<b>Sl. No.</b>	<b>Make</b>	<b>Total</b>
1.	Tempo Traveller	823
2.	Bolero	574
3.	Mahindra Utility Vehicles like CJ500D, MM540 etc.,	270
4.	Matador / Trax	210
5.	Eicher	207
6.	Ambassador / Other Cars	180
7.	Tata Sumo / Spacio	187
8.	Mahindra Van	123
9.	Swaraj Mazda	99
10.	Leyland / Benz Bus	47
11.	Others	200
	<b>TOTAL</b>	<b>2,920</b>

**8.5 Sanctioned staff strength as on 31.03.2022 :**

<b>Sl. No.</b>	<b>Designation</b>	<b>Sanctioned Posts</b>
1.	Director	1
2.	Deputy Director (Technical)	1
3.	Deputy Director (Administration)	1
4.	Accounts Officer	1
5.	Technical Officer	1
6.	Automobile Engineer	1
7.	Material Manager	1
8.	Workshop Superintendent	7
9.	Assistant Accounts Officer	7
10.	Assistant Engineer	9
11.	General Foreman	10
12.	Ministerial Staff	87
13.	Technical Staff	448

14.	Office Assistant, Cleanliness Worker, Watchman and Gardener	94
	<b>Total</b>	<b>669</b>

### **8.6 Performance in the year 2021 -2022:**

**8.6.1** All kinds of repairs were undertaken in the departmental Workshops and the vehicles were delivered on time. Periodical Servicing was rendered once in two months to all the vehicles through the Mobile Workshops to minimize the breakdowns and to prolong the life of assemblies.

<b>Total No. of repair jobs attended in the Workshops (2021-2022)</b>	<b>4,431</b>
<b>Total No. of periodical service jobs attended (2021-2022)</b>	<b>14,859</b>

### **8.6.2 Feedback Programme:**

All the drivers who took delivery of the vehicles from the departmental Workshops after completion of repairs were contacted from the Head office to get constructive feedback from them on the work executed in the Workshops.

<b>Total No. of Drivers contacted through the Feedback Programme (2021-2022)</b>	<b>2,554</b>
--	--------------

### **8.6.3 HICORP:**

All complaints received through the 'Health Department vehicles Information and Complaint Redressal Programme' (HICORP) implemented by this department were resolved within the prescribed time frames. The programme is a single window grievance redressal facility provided by the Department for maximum and effective utilization of vehicles.

<b>Total No. of complaints received and resolved through HICORP (2021-2022)</b>	<b>129</b>
---	------------

#### **8.6.4 Disposal of condemned vehicles:**

This department in liaison with vehicle users identified the aged vehicles that would be uneconomical to operate and took appropriate action to condemn and dispose them through e-auction.

<b>Total No. of condemned vehicles disposed through e-auction (including 108 Ambulances) (2021-2022)</b>	<b>530</b>
--	------------

**8.6.5** Apprenticeship Training was provided to eligible ITI Certificate, Diploma and Degree holders in the various Workshops attached to this Department.

<b>Total No. of Trainees who took Apprenticeship Training in the Workshops (2021 - 2022)</b>	<b>50</b>
--	-----------

#### **8.6.6 Adherence of Time frames:**

Time frames and deadlines fixed for each and every service offered by the Department have been adhered except in exceptional cases through constant monitoring at different levels and by periodical review of the Workshop activities using a computerized Data Base Programme. Some of the time frames and deadlines fixed and adhered by the department are noted below.

Issue of Tyres / Batteries and Oil change	Same Day
Redressal of HICORP Complaints	1-3 days
Maximum detention period of HOW (Hospital on Wheels) vehicles for execution of major repairs	20 days
% of Effective fleet in operation to be maintained	98%

**Chapter - 9**  
**NATIONAL HEALTH MISSION**  
**STATE HEALTH SOCIETY-TAMIL NADU**

The State Health Society, Tamil Nadu was established and registered under the Tamil Nadu Societies Registration Act, 1975 on 15.03.2006. Similarly, all the District Health Societies were also registered under the Tamil Nadu Societies Registration Act, 1975 except newly formed district.

Achievement of State Health Society – Tamil Nadu during the year April 2021 - March 2022.

**(1) Maternal Health:**

1. 5,49,523 mothers have undergone delivery in Government (Public) Health institution (Source: HMIS).
2. 9,10,138 mothers are admitted for delivery, 4,78,063 mothers have undergone Normal delivery and 4,32,075 mothers have undergone Caesarean Section (April 2021– March 2022) (Source: HMIS).
3. Under Janani Suraksha Yojana, 3,36,304 women were have benefitted from April 2021– March 2022. (Source: MH Report).
4. 12,89,032 Ante-natal mothers have attended the Ante-natal clinic in the PHCs and 4,29,677 have been provided with diet (April 2021– March 2022) (Source: HMIS).
5. 1,03,206 Post-natal mothers delivered in the PHCs and 34,460 have undergone sterilization 81,915 Mothers have been provided with diet (April 2021– March 2022) (Source: HMIS).
6. 3,40,772 Mothers have been benefitted by screening of High risk mothers through PMSMA camps during April 2021 – March 2022. (Source: PMSMA Portal).
7. 51,163 identified High Risk AN mother has been admitted and observed at the 30 bedded upgraded PHCs and provided with diet (April 2021– March 2022) (Source: MH Report).
8. 4,69,889 pregnant women have been transferred from house to health facility and also inter-facility transfer (April 2021– March 2022) (Source: EMRI).

9. 2,60,627 mothers have been benefitted through JSSK drop back services during April 2021– March 2022. (Source: MH Report).
10. 7,14,212 Number of mothers have undergone Obstetric Scanning during April 2021– March 2022. (Source: HMIS ).
11. 15,12,734 Ante Natal Mothers have been screened for diabetes mellitus and 24,559 mother have been identified with diabetes mellitus and have been managed from April 2021– March 2022. (Source: MH Report).
12. 11,05,271 mildly anaemic Ante Natal mothers have been provided with Tablet Iron and Folic Acid from April 2021– March 2022. (Source: HMIS ).
13. 1,56,665 moderately anaemic Ante Natal mothers have been provided with Iron Sucrose infusion from April 2021 – March 2022. (Source: MH Report).
14. 5,08,268 Units of blood have been transfused by the 97 Blood Banks and 10,631 Unit of blood have been transfused by 285 Store Centres in the Government Institutions to the AN Mothers from April 2021– March 2022. (Source: MH Report/TANSACS Data).
15. 169 Counsellors placed in the health facilities for RMNCH +A counselling activities. (till March 2022) (Source: Family Welfare).
16. 36 Facilities including 16 Medical College Hospital, 14 District Headquarters hospital and 6 Sub District Hospital are certified under LaQshya (April 2021– March 2022) (Source: MH Report).

## **(2) CHILD HEALTH:**

1. 76 Special New Born Care Units have been established at 37 Medical College Hospitals and 39 (District Head Quarters Hospitals / Sub District Hospitals) with Pediatricians and trained staff nurses. 1,16,983 Babies were treated in the SNCUs from April 2021 - March 2022. (Source: SNCU Portal).
2. 146 New born stabilization units have been established at 109 Sub-District hospitals and 37 Level-II MCH centers with 3 exclusive staff nurses. 25,130 babies were treated in the NBSUs from April 2021- March 2022. (Source: CH Report).
3. 1,774 Children were treated during the period from April 2021 - March 2022 in 6 Nutrition Rehabilitation Centers (Source: CH Report).

4. 9,09,181 New Born have been screened in 2429 New Born Care /corner from April 2021- March 2022. (Source: HMIS ).
5. In Tamil Nadu, totally 36 CLMCs are functioning at Government Medical College Hospitals and District Hospitals. Amount of milk collected during the period from April 2021- March 2022 is 6246.4 liters (62,46,464 ml) and 40,967 new born babies have been benefitted through CLMC. (Source: CH Report)
6. Vitamin A supplementation was given to 58,51,064 beneficiaries covering 98% of target population in the month of September 2021. (Source: CH Report)
7. During the year September 2021 round, 2,04,44,478 children and during March round, 1,98,50,697 were provided with deworming tablets during NDD campaign. (Source: NDD Report)
8. Under Mother's Absolute Affection (MAA) 8,90,997 New born have been initiated breast feeding within 1 hour of birth during April 2021- March 2022. (Source: CH Report)

### **(3) RBSK (Rashtriya Bal Swasthiya Karyakram)**

1. The Mobile Health Teams conducted fever camps as outreach services during Covid Pandemic. However, the New born screening has been performed at delivery points wherein from April 2021 - March 2022, is 9,09,664 Newborns have been screened.
2. The Mobile Health Teams have screened 48,67,043 children and have referred 1,19,623 children with 4D to DEICs during the period of April 2021- March 2022.
3. From April 2021 to March 2022 total of 1,19,623 children have been managed in all 34 DEICs in the State.
4. From April 2021 to March 2022, 3,566 children have been confirmed with birth defects, of which 1,384 children were identifying for surgery and 981 children have undergone surgery for birth defects.

### **(4) Training:**

Life Saving Anesthesia training (LSAS) was given to 654 MBBS Doctors for "Emergency obstetric care" has been designed to provide the selected MBBS doctors with necessary skills and competencies to manage cases requiring life saving emergency obstetric care at FRUs. Emergency Obstetric Care (EmOC) training given to 147 MBBS Doctors for managing Emergency Obstetric conditions till

2021-2022. Current batch of training commenced on December 2021 and 26-MBBS doctors are currently undergoing the training who are expected to complete the training by May 2022. 7-MBBS doctors are undergoing EmOC training who are expected to complete the training by May 2022.

**(5) Infrastructure upgradation for the period from April 2021 to March 2022.**

1. Construction of Additional Buildings for upgradation of 8 SDHs at a rate of Rs.900 lakh each to SDHs Paramakudi, Udumalpet, Palani, Hosur, Vedaranyam, Valparai, Thiruthuraiipoondi and Poonamallee and at a rate of Rs.617 lakh to SDH Ulundurpet at a total cost of Rs.7817 lakh.
2. New Hostel Buildings to Training Centres at a total cost of Rs.355 lakh – Samayanallur at a cost of Rs.175 lakh, Tirunelveli at a cost of Rs.100 lakh and Manickampalayam at a cost of Rs.80 lakh.
3. Construction of Eye OT Wards with Operation Theatre (Dedicated Eye Units) in 5 Government Hospitals at a total cost of Rs.300 lakh - SDH Athur, DHQH Kovilpatti, SDH Paramakudi, SDH Aranthangi, SDH Arakonam at a cost of Rs. 60 lakh per centre.
4. Construction of OP Blocks at a rate of Rs.60 lakh each to 29 PHCs at a total cost of Rs.1740 lakh
5. Construction of Staff Nurse Quarters at a rate of Rs.25 lakh each to 16 PHCs at a total cost of Rs.400 lakh
6. Construction of 4 Medical Officer's Quarters at a rate of Rs.33 lakh each to PHC Konneripatti, Salem district at a total cost of Rs.132 lakh
7. Construction of DEIC Buildings at a rate of Rs.113.97 lakh each in DHQH Kancheepuram, GMCH Kallalurichi, SDH Tirupattur, DHQH Tenkasi and DHQH Wallajapet at total cost of Rs.569.86 lakh.
8. Establishment of Special New Born Care Units in 5 places viz DHQH Wallajah, DHQH Periyakulam, SDH Thindivanam, SDH Ambasamudram, UGPHC Pudurnadu, at a rate of Rs.28.84 lakh each and in 2 places ie., Government Rajaji Medical College Hospital, Madurai, Government Raja Mirasudar Medical College Hospital, Thanjavur at a rate of Rs.25 lakh each in at a total cost of Rs.194.23 lakh.
9. Construction of MCH wings in 6 Government Hospitals at a rate of Rs.689 lakh each – SDH Gobichettipalayam, SDH Thindivanam, SDH Tambaram, SDH



Srivilliputhur, DHQH Tenkasi and SDH Ambasamuthiram at a total cost of Rs.4134 lakh.

**(6) Program Management:**

1. 15,015 Village Health Water Sanitation and Nutrition Committees were formed in all the Village Panchayats and in Town panchayats.
2. Patient Welfare Societies were formed in 20 District Head Quarters Hospitals, 277 Sub District Hospital & 385 Community Health Centres, 1,422 Additional Primary Health Centres, 8,713 Health Sub Centres and 15,015 Village Health Water Sanitation and Nutrition Committee, Patients Welfare Societies are formed.
3. Total 477 Dental clinics, 342 Community Health Centres and 111 in Sub District Hospitals, have been created.

**(7) Mobile Medical Unit (MMU)**

1,75,12,785 People have been benefited in 2,14,137 Camps conducted by the 396 Mobile Medical Unit. 2,32,513 People have been benefited in 10,202 Camps conducted in 20 Tribal Medical Units.

**(8) AYUSH:**

AYUSH (Ayurveda, Yoga and Naturopathy, Unani, Siddha and Homoeopathy) services have been co-located in 475 PHCs. 55,38,882 Out-Patients were treated from April 2021 to March 2022 as per the break up in the table below:-

Siddha	34,16,961
Unani	2,48,932
Ayurveda	5,90,167
Homeopathy	7,02,645
Yoga and Naturopathy	5,80,177
Total	55,38,882

**(9) Tamil Nadu State Blindness Control Society:**

Achievements during the year 2021-2022

1. 5,30,697 Cataract surgeries was performed for cataract by 89 Government Eye Hospitals and 61 NGO Hospitals under National Programme for Control of Blindness this programme.

2. 5,513 eye balls was collected as eye donation by 20 banks and in our online eye donor registry over 10,000 eye donors have registered for eye donation.
3. 1,42,166 School Children were identified with refractive errors and provided free spectacles.
4. Arrangements are made to provide 2,278 spectacles to correct near vision defect in old people.
5. A state of art Regional Eye Care Centre was established at Raja Mirasudar Hospital, Thanjavur at a cost of Rs.16.5 Crore.
6. Eye Wards & Eye Operation theatre are to be constructed at Arakkonam, Athur, Kovilpatti, Paramakudi and Aranthangi Government Hospitals at a cost of Rs.300 lakh.
7. Mobile Ophthalmic Units are to be established at Karur, Tiruvannamalai, Thanjavur, Nagapattinam and Cuddalore Districts at a cost of Rs.150 lakh.
8. Ophthalmic equipment was provided for Tiruvallur, Tenkasi, Tirupathur District Head Quarters Hospitals, Arcot, Periyakulam, Srirangam, Mettur, Padmanabhapuram Sub District Hospitals and Tindivanam eye bank at a cost of Rs.245 lakh.
9. E Paarvai - Artificial Intelligence based Mobile Application, with which are screening all old people at villages and do necessary management for them so as to declare Cataract Blindness backlog free districts in our state.
10. "TN RAAB DR Survey 2021-22" is undergoing in our state to assess the prevalence of blindness district wise and also the prevalence of Diabetic Retinopathy.

#### **(10) Essential Diagnostic Services System (EDSS)**

1. Under EDSS, Government of Tamilnadu provides all diagnostic services free of cost to the patients in all levels of health facilities.
2. EDSS helps in providing reliable results more quickly, thus enabling early diagnosis and accurate treatment.
3. Primary, Secondary and Tertiary levels of health care facilities have been strengthened with equipment, reagent and consumables based on Assured Test Menu.
4. All health care facilities have been supplied with LIMS hardware, which facilitates Lab Technicians to enter the Lab Investigations in LIMS software, coordinated by IT Co-ordinator

5. Reagents and Consumables have been provided to District Headquarters Hospital to perform Histopathological and Cytopathological examination of tissue and cell samples, thus facilitating early diagnosis of cancer and its intervention.
6. Funds have also been provided for External Quality Assurance System to all levels of health facilities to improve the quality of tests performed in their labs.

<b>Sl. No.</b>	<b>LEVEL OF HEALTH FACILITY</b>	<b>NO. OF HEALTH CARE FACILITIES</b>	<b>NO. OF TESTS AS PER ASSURED TEST MENU</b>
1.	Health Sub Centre	8,713	14
2.	Primary Health Centre	1,882	64
3.	Community Health Centre	385	97
4.	Sub District Hospital	272	111
5.	District Head Quarters Hospital	18	134
6.	Medical College Hospital ( Apex )	33	147
7.	Medical College Hospital ( Ultra Apex)	2	193

**DIRECTORATEWISE EDSS PERFORMANCE:**

1. DPH - 3,11,16,706
2. DMS – 5,21,83,245
3. DME – 12,54,01,312

**(11) NATIONAL URBAN HEALTH MISSION.**

1. 423 Urban PHCs have been made functional under National Urban Health Mission (April 2021- March 2022)
2. 4,14,492 people have been benefitted in 3,406 Special Outreach Camps conducted by the UPHCs from April 2021 to March 2022.
3. 3,48,654 mothers and adolescent girls have been benefitted in 11,161 camps conducted on Urban Health Nation Day conducted by one ANM as community activity (April 2021 - March 2022)
4. Polyclinics - Out of proposed 96 Polyclinics, 28 UPHCs in Municipal areas, 36 UPHCs in Greater Chennai Corporations and 32 UPHCs in

other Corporations have started functioning polyclinics. In total 96 Polyclinics are functional in the State and 2,51,033 have utilized the Polyclinic special services in UPHCs from April 2021 to March 2022.

5. 15 Mobile Health Teams in Greater Chennai Corporation and 20 Mobile Health Teams in the Rest of Tamil Nadu are functioning to cater to the needs of the urban population. Due to the COVID-19 pandemic and non-functioning of schools & Anganwadi centres, the Mobile health teams were performing COVID care support by conducting fever camps as outreach services. However, the RBSK team have identified 6,525 Children with 4Ds and referred to DEICs during the period of April 2021- March 2022.
6. Mobile Medical Units: - Chennai:5 and Other Districts:5, total 10 Mobile Medical Units are functioning in Urban Area.
7. Makkalai Thedi Maruthuvam (MTM) :- The flagship scheme of the Government is getting implemented in all 21 corporations and 103 municipalities with 2,256 Women Health Volunteers (WHV's) for screening and distribution NCD drugs at the door step of urban people and 78 mobile team have been formed with staff nurse and physiotherapist for providing palliative care, physiotherapy and peritoneal dialysis services. Through the scheme from August 2021 to March 2022, 5,56,339 of Hypertension, 1,48,834 of diabetic 4,21,085 of both patients have been issued with charges and 49,692 palliative, 61,690 of physiotherapy 80 of peritoneal dialysis patient have been cured.

#### **(12) Tamil Nadu Accident and Emergency Care Initiative (TAEI)**

Performance of 83 Hospitals:

- ❖ TAEI App has been designed to collect aggregate data on Trauma from 83 Hospitals of which medical college hospital are 39 centers and District Headquarters hospitals 20 centers Sub District 24 hospitals. In addition to this 2 private hospitals are also entering the data in TAEI app.
- ❖ The definition of all the fields has given to the 83 centers for better reporting

Total Trauma cases Reported: -

Sl. No	Particulars	April 2021 – March 2022
1	Total Trauma	4,00,360
2	Total Admitted	2,03,181
3	Total RTA	1,47,433
4	Total Fall	1,37,564
5	Total Assault	1,15,363
6	Total Head injury	80,564
7	Total Surgery	1,74,672
8	CT Done	1,24,396
9	Blood Transfusion	6,763
10	Referred out	36,704
11	Brought by 108	2,20,915
12	lft 108	81,220
13	Brought dead	11,146
14	RTA died at Hospital	1,421

### MONITORING & EVALUATION:

- ❖ Real Time Daily Reporting in TAEI app from 85 TAEI centres by 6pm in the evening.
- ❖ PREM App data from 29 hospitals real time data by 6pm in the evening.
- ❖ Google sheet reporting of STEMI cases compilation everyday by 6pm Hub 18.
- ❖ Google sheet reporting for SCRIPT hubs and spokes.

TAEI Report (2017-2021)													
S. No	Emergency services	2017		2018		2019		2020		2021		Total	
		Cases	Death	Cases	Death	Cases	Death	Cases	Death	Cases	Death	Cases	Death
1	No. of patients treated with Trauma	87770	555	519650	2818	564878	3748	407488	3449	490929	2444	2070715	13014
2	No. of patients treated with Myocardial infarction	...	...	1670	159	11379	993	12177	1138	14104	1269	39330	3559

3	No. of Patients treated with Stroke	...	...	38	1	19229	124	13949	47	20524	153	53740	325
4	No. of Patients treated with Self Harm	...	...	41669	789	106467	1901	91036	1966	82664	1544	321836	6200
5	No. of Patients treated with Emergency Bites & Stings	...	...	...	...	26925	1627	68291	3093	65703	378	160919	5098
6	No. of Burn injured Patients treated	...	...	...	...	2196	167	4564	322	5698	239	12458	728
7	No. of Pediatric emergency treated	...	...	9169	70	14665	89	16347	93	21586	63	61767	315
Grand Total		87770	555	572196	3837	745739	8649	613852	10108	701208	6090	2720765	29239

**Sanctioned Staff Strength :**

Sl. No	Name of the Post	Sanctioned
1	Obstetrician	326
2	Anaesthetists	82
3	Paediatrician	128
4	Pathologist	12
5	Psychiatrist	100
6	Radiologist	18
7	Microbiologist	39
8	Surgeon	195
9	Medical Officer	3,776
10	ANM	1,032
11	Specialist	18
12	Staff Nurse	1,615
13	Multi Purpose Hospital Worker	636
<b>TOTAL</b>		<b>7,977</b>

**Chapter - 10**  
**TAMIL NADU URBAN HEALTHCARE PROJECT**

The Tamil Nadu Urban Healthcare Project is being implemented by Government of Tamil Nadu with funding support from Japan International Cooperation Agency (JICA) a unit of Government of Japan. The project period is from 2016 to 2023 for a period of 7 years. The total project cost is Rs.1634 Crores. Out of which Rs.1388 Crores will be borne by JICA as soft loan and Rs.245.6 Crores will be borne by Government of Tamil Nadu. The project will strengthen the following health institutions.

**Component 1:**

Upgrading Tertiary Hospitals (Facilities and Medical Equipment)

Three Medical College Hospitals

1. Government Rajaji Hospital (MMCH), Madurai.
2. Kilpauk Medical College Hospital (KMCH), Chennai
3. Coimbatore Medical College Hospital (CMCH), Coimbatore

**Component 2 :**

Strengthening Referral Hospitals (Medical Equipment)

Eleven Medical College Hospitals

1. Salem Medical College Hospital
2. Vellore Medical College Hospital
3. Thanjavur Medical College Hospital
4. Tirunelveli Medical College Hospital
5. Trichy Medical College Hospital
6. Thoothukudi Medical College Hospital
7. Kanyakumari Medical College Hospital
8. Pudukottai Medical College Hospital
9. Dindigul Medical College Hospital
10. Krishnagiri Medical College Hospital
11. Tiruppur Medical College Hospital

Three District Headquarters Hospitals (DHQH)

1. District Headquarters Hospital, Erode
2. District Headquarters Hospital, Cuddalore
3. District Headquarters Hospital, Periyakulam

**Component 3:**

Strengthening Four Secondary Care Hospitals (Facilities and Medical Equipment)

1. Avadi, Chennai
2. Ammapettai, Salem
3. Velampalayam, Tiruppur
4. Kandiyaperi, Tirunelveli

**Component 4:**

Strengthening Hospital Management for 21 facilities in 17 cities

**Component 5:**

Strengthening Primary Health Care in NCD in two Regional Training Institutes functioning in Chennai and Madurai.

- Administrative and Financial sanction of Rs. 368.20 crores for Upgradation of 3 Tertiary care Hospitals has been obtained in G.O.(Ms).No.576, Health and Family Welfare (EAP II – 1) Department, dated 30.12.2019. Tender awarded and contract agreement signed for the 3 Tertiary care Hospitals. The construction of the buildings for the hospitals commenced from March 2021. The building construction will be completed by 31 December, 2022.
- The equipment list for 3 Tertiary care Hospitals has been worked out. Approval for the list of equipment was obtained from JICA and Government Orders obtained. The list has been sent to Tamil Nadu Medical Services Corporation Ltd, for procurement of the equipment and supply to these hospitals by the time of completion of construction of the buildings.
- Administrative and Financial sanction of Rs.201.07 Crores for provision of Hi-tech equipments for 11 Tertiary care Hospitals and 3 District Head Quarters Hospitals was obtained in G.O.(Ms).No.483, Health and Family Welfare (EAPII-1) Department, dated 22.10.2019 for Rs.201.07 Crores. A total of 948 equipment out of 980 numbers of equipment have been provided and are being utilized by the hospitals. Remaining equipment is under the process of procurement.
- An amount of Rs.2,98,33,974/- has been sent to Tamil Nadu Medical Services Corporation for procurement of equipment to be provided to training institutes at Madurai and Chennai in the financial year 2020-2021. The equipment are being procured and supplied to the training institutes.



The Project has spent an amount of Rs.6,01,67,41,475/- during the financial year 2021-2022 as follows.

<b>Tamil Nadu Urban Health Care Project (JICA) Sub Head Wise Expenditure 2021-2022</b>		
<b>Sl.No.</b>	<b>Head Wise</b>	<b>Expenditure for the year 2021-2022</b>
1	Salary Regular	11,13,39,314
2	Salary contract staff	77,92,550
3	salary outsource	25,75,737
4	TEXCO Driver	7,17,092
5	Vehicle Hire charges	17,90,413
6	MVMaint	-
7	Computer & Accessories	1847388
8	Meeting expenses	1,36,940
9	Telephone	314683
10	Advert. expenses	-
11	EB Charges	26,44,794
12	Office expenses	15,77,490
13	Stationary	2,18,695
14	TA/DA	70,382
15	Bank Charges	-
16	TDS/Ded. Charges	4,58,040
17	Consultant	8,80,79,910
18	PWD	1,97,37,23,000
19	Hospitals	-
20	TNMSC	3,89,88,26,390
21	Demo/Land Aquc	16,81,900
22	Advance	22,000
23	Training AIM	2,29,24,757
	<b>Total</b>	<b>6,01,67,41,475</b>

**Tamil Nadu Urban Health Care Project**  
**Budget Allotment and Expenditure Details**

**Head of Account : 2210-01-110-PC**

Sl. No.	Year	Allotment Rs	Expenditure Rs
1.	2017-18	90,00,00,000/-	1,47,41,536
2.	2018-19	111,59,00,000/-	9,79,07,898
3.	2019-20	Nil	187,07,95,549
4.	2020-21	156,96,00,000/-	16,23,30,600
5.	2021-22 as on 14.03.2022	437,99,75,000/-	404,30,18,475

**Head of Account : 4210-01-200-PA (Major Works)**

Sl. No.	Year	Allotment Rs.	Expenditure Rs.
1.	2017-18	Nil	Nil
2.	2018-19	Nil	Nil
3.	2019-20	Nil	Nil
4.	2020-21	40,80,00,000/-	22,26,58,065
5.	2021-22 as on 14.03.2022	239,16,76,000/-	197,37,23,000

**Budget Allotment for 2022-23**

Sl. No.	Head of Account	Allotment Rs.
1.	2210-01-110-PC	129,29,50,000
2.	4210-01-200-PA	216,50,23,000
Total		345,79,73,000

**Tamil Nadu Urban Health Care Project**  
**Sanctioned in G.O. (Ms) No.174, Health and Family Welfare**  
**(EAP-II-I) Department, Dated 11.05.2017**

<b>Sl. No</b>	<b>Name of the Post</b>	<b>Sanctioned</b>
1.	Project Director	1
2.	Lead Project Coordinator	1
3.	M&E Specialist JD Rank	1
4.	Lead Training Coordinator in JD Rank	1
5.	FA&CAO	1
6.	Lead Procurement Manager In DD Rank	1
7.	MO Rank (Training officer-I)	1
8.	MO Rank Procurement Specialist (Equipment)	1
9.	Administrative Officer	1
10.	Accounts Officer	1
11.	Statistical Officer	1
12.	AE (PWD)	1
13.	Accounts Officer	1
14.	Assistant Accounts Officer	1
15.	Bio Medical Engineer	2
16.	Nursing Super indent (Training Officer II)	1
17.	Tally Assistant	1
18.	Assistants	4
19.	Computer Operator	6
20.	Office Assistant	6
21.	Watch Man	1
22.	Driver (Texco-1, Contract-2)	3
G.O. (Ms.) No.403, Health and Family Welfare (EAP-II-I) Department, Dated 05.09.2018		
23	Accounts Officers	2
24.	Assistants	4
25.	Data Entry Operator / Computer Operator	2
	<b>Total</b>	<b>46</b>

## Chapter - 11

### TAMIL NADU HEALTH SYSTEM REFORM PROGRAM

The Government of Tamil Nadu is implementing the Tamil Nadu Health System Reform Program (TNHSRP) supported by World Bank to improve the health system in Tamil Nadu. This is being implemented as a Program for Results (P for R) mode which is a reimbursement model based on the achievement of pre-determined health outcomes.

The total project cost is INR 2857.003 crores (USD 410 million). Out of this INR 1999.902 crores (USD287 million) is funded by World Bank and Government of Tamil Nadu is additionally investing INR 857.101 crores (USD 123 million). The project period is for 5 years. This program also aims to achieve Sustainable developmental Goals – 3 (Ensure healthy lives and promote wellbeing for all at all ages) over a period of 5 years.

The Goal of the Project is to:

1. Improve quality of care
2. Strengthen management of non-communicable diseases and injuries
3. Reduce inequities in reproductive and child health services in Tamil Nadu.

#### Year 1 Disbursement claimed from World Bank:

The programme has obtained a disbursement of INR 398.83 crores which is more than the anticipated disbursement of INR 347.7 Crores during the year 2019-20.

#### Year 1 Disbursement claimed from World Bank :

S. No	Activities	Amount Claimed (INR in Lakhs)
1	Quality	16,986
2	Cross cutting	9,806
3	NCD	6,911
4	HMIS	4,615
5	Trauma	1,565
	<b>Total amount claimed</b>	<b>39,883</b>

## Year 2 Activities

Due to the pandemic situation most of the project field activities could not be carried out by directorates and hence is expected to achieve a disbursement of INR 37.09 crores.

## Year 2 Sanctioned Amount

The Proposal for 2<sup>nd</sup> year activities were placed in State Empowered Committee, following which Government orders were obtained for an amount of 149.88 crores in RE 2020 – 2021

Sl. No.	Subject	RE 2020-21 (in lakhs)
1	Non-Communicable Diseases	6157
2	Trauma Care	4095
3	Quality	4057
4	Project Management Unit (+ IVA)	459
5	Reproductive and Child Health	220
	<b>Total</b>	<b>14988</b>

## Year 2 Disbursement claimed from World Bank:

The program claimed disbursement of INR 37.09 crores for theyear 2 activities. Due to the pandemic situation most of the project field activities could not be carried out by directorates. Hence, 2 major activities were completed and disbursement claimed.

Sl. No.	Activities	Amount Claimed (INR in Lakhs)
1	Cross cutting	3709
	<b>Total amount claimed</b>	<b>3709</b>

### Year 3 Activities

The Proposal for 3<sup>rd</sup> year activities were placed in State Empowered Committee, following which Government orders were obtained for an amount of 313.76 crores in 2021 – 2022

### Year 3 Sanctioned Amount

Sl. No.	Subject	FMA 2021-22 (in lakhs)
1	Non-Communicable Diseases	17568
2	Trauma Care	10366
3	Quality	1696
4	Reproductive and Child Health	945
5	Project Management Unit (+ IVA)	528
6	Cross cutting	273
<b>TOTAL</b>		<b>31376</b>

### Year 3 Disbursement claimed from World Bank

Sl. No.	Activities	Amount Claimed (INR in Lakhs)
1	RCH	41938
2	Quality	5617
3	Trauma Care	680
	<b>Total amount claimed</b>	<b>48235</b>

Budget for the 4<sup>th</sup> year activities has been prepared as follows

S.No	Subject	BE 2021-22 (in lakhs)
1	Non-Communicable Diseases	11415.6
2	Trauma Care	9876.2
3	Quality Improvement Cell	5105
4	Project Management Unit (+ IVA)	543.1

5	Cross cutting	356.3
6	Reproductive and Child Health	237.6
<b>TOTAL</b>		<b>27533.8</b>

**Tamil Nadu Health System Reform Project sanctioned staff Strength :**

Sl. No.	Name of the Post	Sanctioned Strength
<b>Regular Staff</b>		
1	Project Director	1
2	Team Lead	3
3	Training coordinator	2
4	Accounts Officer (Finance)	1
5	Programme Officer	11
6	Administrative Officer	1
7	Statistical officer	1
8	Stenographer (PC to PD)	1
<b>Contract Staff</b>		
9	Lead Project Co-ordinator	1
10	Expert Advisor	3
11	Consultant	10
12	Data Analyst	4
13	Accounts Assistant	1
14	Computer Operator	6
15	Ministerial Assistant	7
16	Tally Assistant	1
17	Office Assistant	6
18	Driver	1
<b>Total</b>		<b>61</b>

## Chapter - 12

### TAMIL NADU MEDICAL SERVICES CORPORATION LIMITED

#### 12.1 Organization

Tamil Nadu Medical Services Corporation (TNMSC) Limited, an ISO certified organization, was incorporated as a Company under Companies Act, 1956, on 01.07.1994 and it is a role model in Drug Logistics system related to procurement, testing and distribution of drugs and medicines, procurement of medical equipment, providing various diagnostics services to the people of Tamil Nadu.

#### 12.2 Purchase of Drugs and Medicines:

The value of procurement made in the last 5 years are given below:

Sl. No.	Year		Procurement (Rs. in crore)
1	2017-18		602.39
2	2018-19		704.97
3	2019-20	Regular	697.99
		Covid -19	120.19
4	2020-21	Regular	617.40
		Covid -19	484.89
5	2021-22	Regular	675.49
		Covid -19	514.73

The entire logistics related to procurement, testing and distribution is monitored through a proven robust IT enabled network put in place right from inception of the Corporation.

In addition to the above, during 2021-22 Amma Baby care Kit at a cost of Rs.42.28 Crores and Amma Maternal and Child Health Nutrition Kit at a cost of Rs.71.43 crores was procured by this Corporation.

During the year 2021-2022, TNMSC has procured Drugs and Consumables including PPE Kits, Triple Layer Masks, N95 Masks, Disinfectants to the tune of Rs.514.73 crore for the requirement towards Covid -19.



### 12.3 Storage and Distribution:

The Government Medical Institutions are collecting the required drugs and medicines from the district drug warehouses located all over the State through pass book issued for the value allotted by the Directorates. The procurement and stocking quantity of the drugs and medicine at the warehouses are on a dynamic cycle arrived on consumption pattern and ensuring a minimum stock level of about 3 months requirement.

### 12.4 Quality Control:

Each and every batch of the drugs procured are tested through Empanelled Laboratories before issuing to Institutions besides periodic retesting of the stock at warehouses and at the Institutions through drug control department to ensure efficacy of the stock.

### 12.5 Procurement of Equipment:

The Corporation procures equipment based on specific indents from the respective Directorates and NHM. Further procurement for projects like JICA and World Bank tenders are floated through this Corporation. The year wise value of procurement of Equipment made in the last 5 years are given below:

Sl. No.	Year		Value (Rs. in crores)
1	2017-18		555.33
2	2018-19		533.53
3	2019-20	General	500.80
		Covid-19	76.59
4	2020-21	General	196.20
		Covid-19	1087.97
5	2021-22	Regular	376.75
		Covid -19	587.66

The equipment carry a warranty of 3 years followed by Comprehensive Annual Maintenance for 7 years at prefixed rates.

During the 2021-2022, TNMSC has procured Medical Equipment to handle COVID-19 which includes Ventilators, HFNO machines, RTPCR Machines, Testing Kits and Consumables, Laboratory equipment worth Rs.587.66 crore towards the

containment and treatment for Covid-19. TNMSC had established 69 Laboratory infrastructure within a shortest span to ramp up the testing facilities with uninterrupted supply of reagents & consumables and ensured timely testing of COVID-19 patients, thereby the State had been able to achieve highest numbers of sample testing.

During the year 2021-22 a total of 2.09 crore kits for RTPCR testing, 2.30 crore kits for extraction and 4.17 crore kit for viral transport medium were procured by TNMSC.

## **12.6 Advanced Diagnostic and Therapeutic Facilities:**

### **CT scanners**

TNMSC operates and maintain a huge network of scanners in all tertiary care and secondary care hospitals. At present, TNMSC operates 117 CT scanners in 88 centres at a highly subsidiary rates on user charges collection basis for Rs.500/- per scan plus Rs.300/- for contrast and Rs.3000/- per scan for 128 slice CT scanner for all needy public.

Budget Year	No. of Machines	No. of cases taken
2017-18	73	7,65,010
2018-19	91	9,19,380
2019-20	100	10,31,544
2020-21	115	10,59,530
2021-22	117	15,90,857

### **MRI scanners**

33 MRI Scanners at 32 centres in Government Medical Institutions are in operation under user charge collection basis of Rs.2500/- plus Rs.1500/- for contrast.

Budget Year	No. of Machines	No. of cases taken
2017-18	22	75,145
2018-19	30	81,061
2019-20	33	1,04,850
2020-21	33	74,354
2021-22	33	1,16,351

Five 1.5 Tesla MRI under PPP mode are established in the Government Medical College Hospitals at Kanyakumari, Thoothukudi, Theni, Sivagangai and Tiruvarur and one 0.35 Tesla MRI Scanner at Government Hospital, Udthagamandalam [Under Public Private Partnership PPP mode] are functional.

### **Cathlab**

25 Cathlabs (20 single plane and 5 biplane) at 22 Medical College Hospitals, are established and put in operation.

### **Lithotripsy machines**

4 Lithotripsy machines are operated and maintained by TNMSC using minimum user charges collection in 4 locations at RGGGH Chennai, Madurai, Coimbatore and Tirunelveli ranging from Rs.4,000 to Rs.5,000 based on number of sittings.

### **Linear Accelerator**

The Corporation had established 9 Linear Accelerator centres one each at Rajiv Gandhi Government General Hospital, Chennai, Government Rajaji Hospital, Madurai, Government Arignar Anna Cancer Institute, Karapettai, Kancheepuram, Government Medical College Hospital Thoothukudi, Government Medical College Hospital Tirunelveli, Government Medical College Hospital Coimbatore, Government Medical College Hospital Thanjavur, Government Royapettah Hospital, Chennai and Tamil Nadu Government Multi Super Speciality Hospital, Omandurar, Chennai.

In addition to above, 2 Centres are being established at Government Mohan Kumaramangalam Medical College Hospital, Salem and Government Arignar Anna Cancer Hospital, Karapettai, Kancheepuram. The total procurement value is Rs. 207 Crores.

The needy public can avail this treatment at the Chief Minister's Comprehensive Health Insurance Scheme rates fixed by the State Government. During the year 2021-22, 8,455 number of cancer patients has been benefitted by this therapeutic facility.

### **Cobalt therapy Unit**

The Corporation is processing for replacing 10 Cobalt therapy units and also establishing 5 new Cobalt therapy units in new centres as mentioned below at an outlay of Rs.49.00 crore. At present 4 Cobalt Therapy units have been installed and patient treatment services has been started in Government Arignar Anna Cancer Hospital, Kancheepuram (1unit), Government Stanley Medical College Hospital,

Chennai, Government Mohan Kumaramangalam Medical College Hospital, Salem , Government Medical College Hospital, Tirunelveli and the installation is under progress in the following remaining places.

<b>S.No.</b>	<b>Name of the Centres</b>
1	Rajiv Gandhi Government General Hospital, Chennai
2	Government Rajaji Hospital, Madurai
3	Government Royapettah Hospital, Chennai
4	IOG and Government Hospital for Women and Children, Chennai
5	Government Medical College Hospital, Coimbatore
6	Government Medical College Hospital, Thanjavur
7	Government Arignar Anna Cancer Hospital, Kancheepuram (New)
8	Government Medical College Hospital, Dharmapuri (new)
9	Government Medical College Hospital, Pudukottai (new)
10	Government Medical College Hospital, Thiruvanamalai (new)
11	Government Medical College Hospital, Villupuram (new)

### **Brachytherapy**

The Corporation also operates and maintains 8 Brachytherapy machine in 8 centres at Rajiv Gandhi Government General Hospital, Chennai, Government Royapettah, IOG, Chennai, Coimbatore Medical College Hospital, Madurai Medical College Hospital, Thanjavur Medical College Hospital, Tirunelveli Medical College Hospital and GAAMCH, Karapettai.

### **Positron Emission Tomography – Computed Tomography (PET CT)**

PET CT scan services under Public Private Partnership mode are established and functioning at Government Rajaji Hospital, Madurai and at Rajiv Gandhi Government General Hospital, Chennai. Further orders have been placed for 5 PET CT Scanners one each at Government Arignar Anna Cancer Hospital Karapettai- Kancheepuram, Government Medical College Hospital Coimbatore, Government Medical College Hospital Thanjavur, Government Mohan Kumaramangalam Medical College Hospital, Salem and Government Medical College Hospital Tirunelveli and the installation works are under progress.

### 12.7 Providing logistic support to pay wards:

TNMSC Ltd. is providing logistic support as custodian of funds to the pay wards established at GI Bleed and Hepato Biliary Centre in Government Stanley Hospital, Chennai, Maternity wards at IOG and KGH in Chennai, pay wards at Rajiv Gandhi Government General Hospital, Chennai out of the revenue generated from the payward services.

#### Sanctioned Staff strength :

Sl. No	Categories	Sanctioned Posts
1	Managing Director	1
2	General Manager (Drugs)	1
3	General Manager (Equipment)	1
4	General Manager (Services)	1
5	CAO Cum Company Secretary	1
6	Executive Engineer (Civil)	1
7	Deputy Manager/Executive Engr (E&S)	1
8	Doctor	1
9	Medical Physicist	34
10	Bio Medical Engineer	61
11	Assistant Executive Engineer	1
12	Manager (Purchase)	1
13	Manager (Quality Control)	1
14	System Analyst	2
15	Accounts Officer	1
16	Administrative Officer	1
17	Assistant Manager (Purchase)	1
18	Assistant Manager (Quality)	1
19	Assistant Manager (Procurement)	1
20	Assistant Accounts Officer	2
21	Assistant Engineer (Electrical)	1
22	Assistant Engineer (Civil)	1
23	Office Superintendent	1

24	Pharmacist (Upgraded 32 post of Pharmacist as Medical Store Officer)	69
25	Data Entry Operators	25
26	Cashier	1
27	Dark Room Assistant (Upgraded 93 post of Radiographer)	159
28	Assistant	5
29	Steno Typist	3
30	Drivers	6
31	Office Assistant	8
32	Packers	48
33	Security Guard (TEXCO)	79
<b>Total</b>		<b>521</b>

## Chapter - 13

### TAMIL NADU STATE AIDS CONTROL SOCIETY

**13.1** Tamil Nadu has been successful in bringing the HIV/AIDS prevalence rate to 0.18, (from 0.27 in the last HIV Sentinel Surveillance) with an effective leadership, efficient administration with the help of civil Society, Non-Government Organisations and commitment of all the stake holders. The annual budget to Tamil Nadu for the year 2021-22 is Rs.12857.99 lakhs for the following programmes.

#### **13.2 Targeted Intervention (TI)**

With an aim to create awareness and to prevent Sexually Transmitted Infection and HIV transmission among High Risk & Vulnerable population and to prevent HIV/AIDS, Targeted Intervention projects are implemented through Non-Government Organisations/Community Based Organisations among Female Sex Workers, Men having Sex with Men, Injecting Drug Users, Transgender, Migrant and Truckers etc. As per the approved Annual Action Plan, totally 87 Targeted Intervention programme are implemented through Non-Government Organisations / Community Based Organisations. The approved budget for Targeted Intervention programme is Rs.2081.46 lakh, out of which an amount of Rs.1970.63 lakh has been spent up to March 2022.

#### **13.3 Link Worker Scheme**

Link Workers Scheme is implemented in 17 districts to provide prevention-to-care continuums of services to rural based High Risk Groups, vulnerable population and bridge population (Truckers / Migrants). 100 villages based on the epidemiological profile are selected in each of these districts and HIV related prevention to care continuum of services is being provided. As per the approved Annual Action Plan 2021-2022, 17 LWS Programme were sanctioned and are ongoing. The approved budget for Targeted Intervention Programme is Rs.564.03 lakhs, out of which an amount of Rs.405.25 lakhs has been spent up to March 2022.

#### **13.4 Blood Transfusion Services**

As an integral part of health care system, Blood transfusion service is committed to provide adequate, safe and quality blood and blood components to meet the needs of the general public in the State. Achieving 100% Collection of Blood from Voluntary non remunerated Donor and enhancing the National usage of

Blood and Blood Components is the main aim of Blood Transfusion Service. 90 Government Blood Banks is functioning in the Government Medical Institutions in the districts are supported by Tamil Nadu State AIDS Control Society. To supply adequate, safe and quality blood and blood components to the needy patients the following Blood Banks are functioning in the State.

<b>Institutions</b>	<b>Total</b>
Government Blood Banks	97
Private Blood Banks	213
Central Government Blood Banks	10
Government Blood Component Separation Units	41

### **13.5 Achievements:**

In Voluntary Blood Donation, Tamil Nadu is one of the leading State. As an significant note due to conscious efforts of the States, against the target fixed for the financial year 2021-22 the percentage of Voluntary Blood Donation as gone up to 56.88%.

<b>Component</b>	<b>2021-2022 Target</b>	<b>Achievement (April 2021 – March 2022)</b>	<b>% of Target</b>
Voluntary Blood Collection	4,50,000 units	3,39,275	75.39%
Voluntary Blood Donation Camps	4,400 Camps	2,503	56.88 %

### **13.6 Sexually Transmitted Infection / Reproductive Tract Infection Services:**

TANSACS supports 774 Designated STI/RTI Clinics functioning in Government Medical Institutions. These clinics are branded as “SUGA VAZHUVU MAIYAM” (SURAKSHA – Well being clinics). One trained STI Counselor and Lab. Technician is working at each of the Designated STI/RTI Clinic for counseling on STI/RTI and HIV-transmission & Prevention, Compliance to treatment and follow up, Partner Treatment and Condom Promotion. All Sexually Transmitted Infection outpatient attendees and all Antenatal mothers are screened for Syphilis at the above clinics. Every three months once all High Risk Groups are screened for Designated STI/RTI Clinics.



The designated Medical Officers, Counselors and Lab. Technicians have been trained on Syndromic Case Management by Tamil Nadu State AIDS Control Society at regional level once in a year.

### **13.7 Regional Lab and State Reference Centers:**

One Regional Sexually Transmitted Infection Training, Research and Reference Laboratory at Venereology Department in Madras Medical College acts as the Nodal agency linked with 4 State Reference centres i.e. Chennai, Coimbatore, Madurai and Tirunelveli and 774 Designated STI/RTI Clinics for providing etiological diagnosis of routine and treatment failure cases of various syndromes diagnosed in the region.

<b>Year</b>	<b>Component</b>	<b>Target</b>	<b>Achievement (April 2021 – March 2022)</b>
2021-22	Physical targets of the episodes to be treated (Tamil Nadu State AIDS Control Society)	5,80,753	5,93,951

The approved budget for the programme for the year 2021-22 is Rs.296.77 lakhs, out of which, an amount of Rs.296.77 lakhs has been spent up to March 2022.

### **13.8 Basic Service Division - Human Immuno-Virus Counselling and Testing Services**

In Tamil Nadu, there are 2962 Integrated Counseling and Testing Centers “Nambikkai Maiyam” providing HIV Counseling and testing services. A total Nos. of 23,71,886 General clients have been tested and 12,64,883 of Antenatal Mothers have been counseled and tested in these centers for the period April 2021 to March 2022.

### **13.9 Care, Support and Treatment**

Lifelong Free Anti Retro Viral drugs Opportunistic Infection drugs on need basis are being provided through Anti Retro Viral treatment centers. Counseling Services, Referral & linkage to Social benefit schemes are also provided to HIV Patients. Currently, 1,21,000 patients are taking Anti Retro Viral drugs through 55 Anti Retro Viral treatment centers & 174 Link Anti Retro Viral treatment centers. National AIDS Control Organization has rolled out Dolutegravir based regimen as the

preferred drug for treatment of HIV patients. Accordingly, more than 1 lakh patients have been transitioned into this regimen.

### **13.10 Tamil Nadu Trust for Children Affected By AIDS**

With a view to provide welfare measures to the children affected and orphaned by HIV/AIDS, Tamil Nadu Trust for Children Affected by AIDS was formed by the Government of Tamil Nadu and a corpus amount of Rs.25 crores has been sanctioned. The corpus amount has been deposited in Tamil Nadu Power Finance Corporation. Interest amount accrued from this deposit is being used to provide financial support to the children infected and affected by HIV/AIDS. From this year onwards, Tamil Nadu State AIDS Control Society has enhanced the financial assistance from Rs.3,000 to 10,000 per child from the accrued interest amount.

### **13.11 Information, Education and Communication**

The Information, Education and Communication activities are an integral part of all activities of Tamil Nadu State AIDS Control Society. The activities tend to motivate behavioral changes in a cross-section of specific population, reduction of stigma and discrimination and demand generations for HIV/AIDS services. Dissemination of messages related to HIV awareness through Social Media, Mass Media, outdoor activities and in sub-urban EMU trains, to reach among the general public, youth and the target groups.

### **13.12 Mainstreaming**

Under mainstreaming HIV/AIDS response, front line workers and personnel from various departments, Civil Society Organizations and corporate sector have been sensitizing on HIV/AIDS awareness

### **13.13 Greater Involvement for the People Living with HIV/AIDS**

Tamil Nadu State AIDS Control Society has envisaged building of experience by strengthening the organizations of People Living with HIVs at the State and the District level by promoting Greater Involvement for the People Living with HIV/AIDS through sensitizing the implementing agencies (Government, Public, Private Sectors and Civil Society) and created an enabling environment for enhanced involvement of People Living with HIVs in the State, are mentioned as follows:-

- People living with HIV/AIDS as staff in Integrated Counseling and Testing Centers and Anti-Retro viral Treatment Centers and in Drop-in-Centers.
- Establishment of People Living with HIV's network in all the districts
- Improving skills of People Living with HIV as positive speakers at the district level by providing capacity building trainings
- Tamil Nadu is the fore-front State in providing social benefit schemes for the People Living with HIV as follows:-
  1. Monthly pension of Rs.1,000/- under Hon'ble Chief Minister's Uzhavazar Pathukappu Thittam is being provided to 9,886 People Living with HIV (including Widow and Old age persons).
  2. Free bus passes for 59,804 People Living with HIV to take Anti-Retro Viral medications
  3. Anthyodaya Anna Yojana Scheme
  4. Hon'ble Chief Minister's Solar Powered Green House Scheme

#### **13.14 Hello+ Services 1800 419 1800**

The Hello Plus Toll Free Help Line services – 1800 419 1800 operates to inform the right information about HIV and AIDS, STI and also to clear the myths, misconception and doubts about HIV. This also helps to support People Living with HIV and their family members, relieving self stigma of People Living with HIV by supporting and helping them and their families.

#### **13.15 Red Ribbon Club**

Red Ribbon Club programme in 2,229 Colleges has been working on raising the youth risk perception, behavioral changes among them by awareness programmes. This programme covers Arts and Science, Polytechnic, Engineering, Medical, B.Ed Colleges and Teacher Training Institutions. During the financial year (2021-22) Rs.37.40 lakhs has been released to 935 Red Ribbon Clubs under 18 Universities in order to create HIV/AIDS awareness among the youth population.

#### **13.16 Life Skill Education Program in schools**

Life Skill Education Programme in schools is being conducted through State Council of Educational Research and Training and covered 9,580 schools. Steps have been taken to cover nearly 10,000 Schools.

### 13.17 Drop in Centers for People living with HIV/AIDS

The State Government of Tamil Nadu has sanctioned 34 Drop-in-centers in 32 districts (3 in Chennai) with a sum of Rs.241.06 lakh through Health, Medical Education and Family Welfare Department and accordingly out of the above sanctioned amount of Rs.241.06 lakhs has been released as recurring grant to 34 Drop-in-centers during the financial year 2021-2022. The following are the activities and services rendered by the Drop-in-centers' projects:-

Sl. No.	Services	No. of Persons
a)	Providing psychosocial support to PLHIVs	3145
b)	Provide sustainable counseling and support services	31359
c)	Linkage with Government schemes	5990

### Tamil Nadu State AIDS Control Society (TANSACS)

#### Details of Officers and Staff

S.No	Head wise	Designation	No.of.post sanctioned
I	TANSACS HQ	HQ Officers / Staff	87
II	District Level	All Staff	2,802
<b>Total</b>			<b>2,889</b>

**Tamil Nadu State AIDS Control Society (TANSACS)**  
**Head Quarters Officers and Staff**

<b>S.No.</b>	<b>Details of Officers and Staff</b>	<b>No. of sanctioned post</b>
1.	Project Director	1
2.	Additional Project Director	1
3.	Joint Directors	9
4.	Deputy Directors	10
5.	Assistant Directors	11
6.	Regional Programme Officer	1
7.	Monitoring & Evaluation Officer	2
8.	Administrative Officer	1
9.	HR Officer	1
10.	Store Officer	1
11.	Personal Assistants	2
12.	Computer Literate Steno	2
13.	Administrative Assistant	1
14.	Divisional Assistants	21
15.	Financial Assistants	6
16.	State Logistic Co-ordinator	1
17.	Procurement Assistants	2
18.	LDC	1
19.	Office Assistants	8
20.	Drivers	5
<b>Total</b>		<b>87</b>

**District Level Officers / Staffs :**

1	<b>ART</b>	Medical Officer	5
		Staff Nurse	57
		Staff Nurse-LAC	12
		Pharmacist ART	54

		Research Officer CoE/PCoE	2
		Prog.Co.Ordinator(ICH)	1
		Counselor-ART	141
		Data Manager ART	70
		Lab Technician-ART	69
		PCoE&CoE Nutritionist	2
		SACEP-Co ordinator-CoE	1
		Social worker CoE	1
		Community care coordinator-ART	54
2	<b>DAPCU</b>	DPM	27
		Admin Assistant	27
		Finance Assistant	27
		M&E Assistant	27
3	<b>BSD</b>	DIS	31
		Counselor	892
		Lab Technician	879
		Mobile Driver	16
		Mobile Attender	16
4	<b>STI</b>	Research Officer-Regional Lab	1
		Lab Technician-Regional Lab	2
		Counselor-DSRC	106
		Lab Technician-SRC	6
5	<b>Lab. Services</b>	NRL-Technical Officer	3
		SRL-Technical Officer	12
		VLL-Technical Officer	7
		Lab Technician-NRL	3
		Lab Technician-SRL	12
		Lab Technician-VLL	7
6	<b>Blood safety</b>	Data Manager	1
		Laboratory Attendant	1

		Security Guard	1
		House Keeping	1
		Driver	19
		Attendant	19
		Counselor	38
		Lab. Technician	144
		Cleaner	2
		Component Lab. Technician	4
		Technical Supervisor	2
		<b>Total</b>	<b>2,802</b>

## Chapter - 14

### MEDICAL SERVICES RECRUITMENT BOARD

14. The Medical Services Recruitment Board was constituted exclusively for the Health and Family Welfare Department with the objective of recruiting the right candidates to fill up vacancies in various categories in posts of the Health Departments. The Health and Family Welfare Department is pivotal in maintaining the good health of the people of the State through ten Directorates functioning under its control. More than 200 categories of posts in Government Medical Institutions with nearly one lakh Medical and Para Medical staff exist in the Department in these Directorates.

**14.1 Annual Performance of Medical Services Recruitment Board:** The Medical Services Recruitment Board has so far recruited 35,062 (13,625 – Doctors, 13,260 – Nurses, 8,177 – Paramedical / Technical posts) candidates for the following categories of posts till **31.03.2022** since its inception in 2012.

#### A. FROM INCEPTION 06.02.2012 TO 31.03.2013

Sl. No.	Name of the post	No. of candidates recruited
1.	Physiotherapist Grade-II	18
2.	Fitter Grade-II (Skilled Assistant)	60
3.	ECG Technician	29
	Total	107

#### B. FROM 01.04.2013 TILL 31.03.2014

Sl. No.	Name of the post	No. of candidates recruited
1.	Radiographer	194
2.	Assistant Surgeon (General)	2726
3.	Assistant Surgeon (Speciality)	194
4.	Assistant Surgeon (Dental) (General)	56
5.	Assistant Surgeon (Dental) (Speciality)	36



6.	Medical Officers for Tamil Nadu Multi Speciality Hospital, Chennai.	72
7.	Pharmacist	651
8.	Village Health Nurse	200
9.	Therapeutic Assistant	8
10.	Physiotherapist Grade - II	30
Total		4167

**C.FROM 01.04.2014 TILL 31.03.2015**

Sl. No.	Name of the post	No. of candidates recruited
1.	Assistant Surgeon (General)	2182
2.	Assistant Surgeon (Dental) (Speciality)	31
3.	Assistant Surgeon (Dental) (General)	3
4.	Assistant Surgeon (Speciality ('Walk-in' selection process))	433
5.	Lab-Technician Grade-III (RNTCP)	181
Total		2830

**D.FROM 01.04.2015 TILL 31.03.2016**

Sl. No.	Name of the post	No. of candidates recruited
1.	Nurses	7243
2.	Assistant Surgeon (Speciality ('Walk-in' selection process))	369
3.	Prosthetic Craftsman	33
4.	EEG / EMG Technician	12
Total		7657

**E.FROM 01.04.2016 To 31.03.2017**

<b>Sl. No.</b>	<b>Name of the post</b>	<b>No. of candidates recruited</b>
1.	Nurses	1947
2.	Assistant Surgeon (Speciality ('Walk-in' selection process))	288
3.	Assistant Surgeon (General)	1223
4.	Assistant Surgeon (Special Qualifying Examination)	1151
5.	Dark Room Assistant	227
6.	Audiometrician	14
7.	Occupational Therapist	18
8.	Therapeutic Assistant (Male)	57
9.	Therapeutic Assistant (Female)	49
	Total	4974

**F.FROM 01.04.2017 To 31.03.2018**

<b>Sl. No.</b>	<b>Name of the post</b>	<b>No. of candidates recruited</b>
1.	Village Health Nurse	1123
2.	Heart Lung Hypothermia Machine Technician	7
3.	Plaster Technician Grade - II	87
4.	Anesthesia Technician	77
5.	Assistant Surgeon (General)	1329
6.	Nurses	343
7.	Assistant Surgeon (Speciality ('Walk-in' selection process))	659
8.	Assistant Medical Officer (Siddha)	101
9.	Assistant Medical Officer (Homeopathy)	4
10.	Assistant Medical Officer (Ayurveda)	1
11.	Radiographer	91
	Total	3822

**G. FROM 01.04.2018 To 31.03.2019**

<b>Sl. No.</b>	<b>Name of the post</b>	<b>No. of candidates recruited</b>
1.	Assistant Surgeon (General)	1884
2.	Assistant Medical Officer (Yoga and Naturopathy)	73
3.	Senior Lecturer in Optometry	2
4.	Pharmacist	323
5.	Laboratory Technician Grade-III	709
6.	Pharmacist (Siddha)	148
7.	Pharmacist (Ayurveda)	38
8.	Pharmacist (Unani)	20
9.	Pharmacist (Homoeopathy)	23
	Total	3220

**H. FROM 01.04.2019 To 31.03.2020**

<b>Sl. No.</b>	<b>Name of the post</b>	<b>No. of candidates recruited</b>
1.	Assistant Surgeon (General) (SC/ST Shortfall)	8
2.	Medical Physicist	34
3.	Physiotherapist Grade-II	78
4.	Nurses	2389
5.	Nurses (SNCU)	508
6.	Lab. Technician Grade-II	528
7.	Radiographer – (SC/ST Shortfall)	2
8.	Radiotherapy Technician	25
9.	Dental Hygienist – (SC/ST Shortfall)	1
10.	Village Health Nurse	1234
11.	ECG Technician (SC/ST Shortfall)	1
12.	Prosthetic Craftsman	29
13.	Audiometrician (SC/ST Shortfall)	2
14.	Laboratory Technician Grade-III	1508
	Total	6347

**I.FROM 01.04.2020 TO 31.03.2021**

<b>Sl. No.</b>	<b>Name of the post</b>	<b>No. of candidates Selection</b>
1.	Assistant Surgeon (General)	703
2.	Assistant Surgeon (Speciality ('Walk-in' selection process))	99
3.	Nurses	830
4.	ECG Technician	7
5.	Skilled Assistant (Fitter Grade-II)	68
	Total	1707

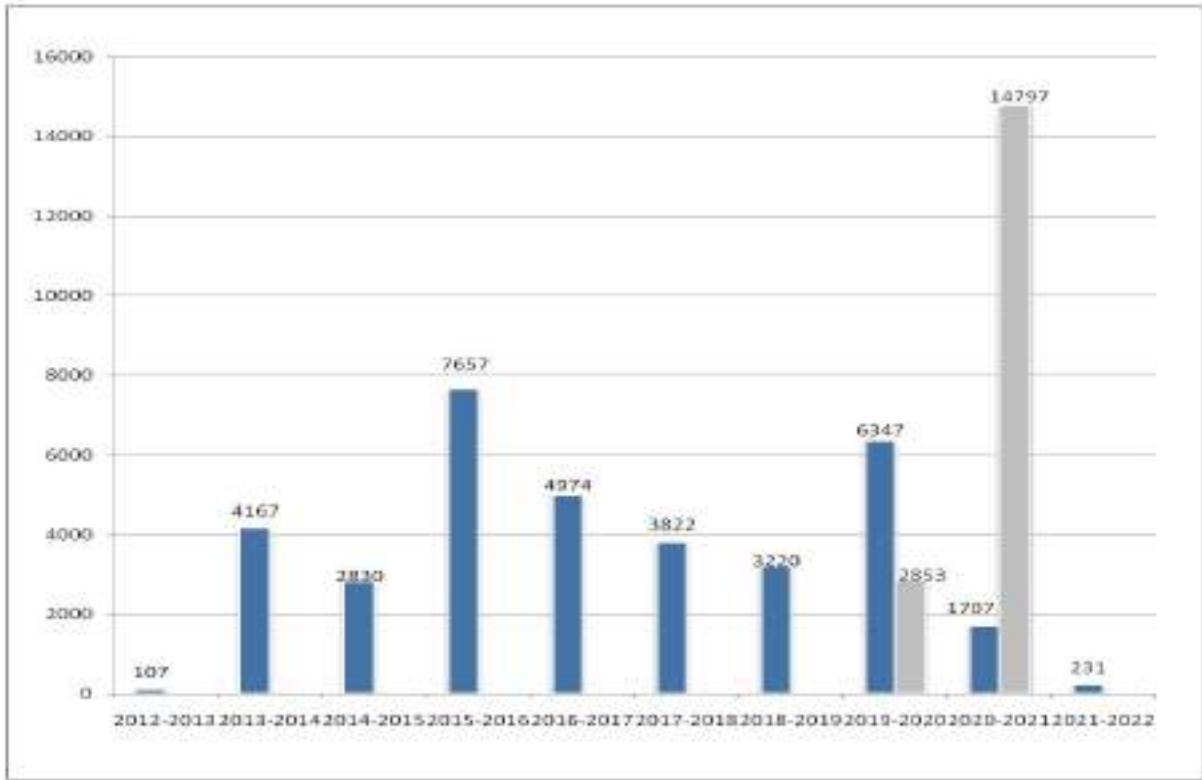
**J.FROM 01.04.2021 TO 31.03.2022**

<b>Sl. No.</b>	<b>Name of the post</b>	<b>No. of candidates Selection</b>
1.	Therapeutic Assistant	48
2.	Audiometrician	2
3.	Skilled Assistant (Fitter Grade-II)	9
4.	Physician Assistant	12
5.	Dialysis Technician Grade-II	160
	Total	231

**K.Temporary Appointment for Covid-19 Crisis**

<b>Sl. No.</b>	<b>Name of the post</b>	<b>No. of candidates Selection</b>
1.	Assistant Surgeon (General)	3740
2.	Nurses	12419
3.	Pharmacist	70
4.	Laboratory Technician Grade-II	780
5.	Laboratory Technician Grade-III	462
6.	Village Health Nurse	179
	Total	17650

## NO. OF CANDIDATES RECRUITED BY MRB OVER THE YEARS



- Regular Appointment
- Temporary Appointment for COVID – 19 Crisis

### 14.2 Medical Services Recruitment Board sanctioned Staff Strength :

Sl. No.	Name of the Post	Sanctioned Staff Strength
1	Chairman	1
2	Member Secretary	1
3	Member	1
4	Administrative Officer	1
5	Office Superintendent	2
6	Assistant	4
7	Junior Assistant	2
8	Steno Typist Grade-III	3
9	Typist	2
10	Driver	1
11	Record Clerk	1
12	Office Assistant	4
<b>Total</b>		<b>23</b>

## Chapter - 15

### CHIEF MINISTER'S COMPREHENSIVE HEALTH INSURANCE SCHEME

**15.1** Government of Tamil Nadu launched Chief Minister Kalaignar's insurance scheme for life saving treatments on 23.07.2009 to ensure that such poor and low-income groups who cannot afford costly treatment, are able to get free treatment in Government as well as private hospitals for such serious ailments. Under this scheme, each beneficiary family was insured for availing free treatment upto Rs.1 lakh. The Government paid the entire premium for this purpose.

In continuation of the above insurance scheme, Chief Minister's Comprehensive Health Insurance Scheme was expanded with effect from 11.01.2012. In view of the enormous public benefit due to the successful implementation of the scheme for five years, the scheme was continued further for five years from 11.01.2017.

As per the announcement during the Budget session 2021-2022 in the Legislative Assembly, G.O. (Ms.) No.16, Health and Family Welfare Department, dated 08.01.2022 was issued for implementing the scheme for five years from 11.01.2022 through United India Insurance Company Limited. Currently 1.37 crore families are covered under this revolutionary scheme at the premium of Rs.849/- and the insurance coverage is Rs.5.00 lakhs per family per year.

Also the annual family income ceiling for enrollment as beneficiary under the scheme was increased from Rs.72,000/- to Rs.1,20,000/- as per G.O.(Ms.) No.560, Health and Family Welfare Department, dated 16.12.2021.

As per G.O. (Ms.) No.545, Health and Family Welfare Department, dated 03.12.2021 families of accredited journalists and periodical journalist of the department of Tamil development and News (News publishing) are enrolled as beneficiaries under the Chief Minister's Comprehensive Health Insurance Scheme without income ceiling.

This scheme covers 1,090 procedures which include, 52 important diagnostics procedures, 11 follow up procedures and 8 High End Procedures. At present, 1,700 hospitals (800 Government Hospitals and 900 Private Hospitals) are empaneled under the scheme. A sum of Rs.581.65 crores has been paid towards 50% of the total premium as the 1<sup>st</sup> installment @ Rs.849/- per annum per family for 1.37 crore families. The balance 50% of the premium amount will be paid to the

insurance company at the end of 3<sup>rd</sup>, 6<sup>th</sup> months & at the end of the policy year as 25%, 20% and 5% respectively.

The total premium for the year 2022-23 is Rs.1163.13 Crore. The premium for the 2<sup>nd</sup>, 3<sup>rd</sup>, 4<sup>th</sup>, and 5<sup>th</sup> years will be paid at 95% as 1<sup>st</sup> instalment during the beginning of the policy year and the remaining 5% will be paid as 2<sup>nd</sup> instalment during the end of the policy year.

The premium paid is inclusive of the of the 40% State Government share towards implementation of the integrated Pradhan Mantri Jan ArogyaYojana (PMJAY) with the ongoing Chief Minister's Comprehensive Health Insurance Scheme.

Since 23.07.2009 to 31.03.2022, total of 1,09,23,539 beneficiaries have availed of treatment worth Rs.10,203 crore. Of these, 28,36,858 beneficiaires got treated in Government hospitals at a cost of Rs.3368.00 crore (including diagnostic procedures).

In view of COVID -19 pandemic, on 07.05.2021 Honorable Chief Minister of Tamil Nadu has announced free treatment in private hospitals for all types of COVID 19 cases under Chief Minister's Comprehensive Health Insurance Scheme to reduce the burden to the general public. By which in this COVID pandemic the general public will get a standard treatment in private hospitals without any delay. Consequently 642 private hospitals designated for COVID-19 treatment have been temporarily empanelled under the scheme for treating Chief Minister's Comprehensive Health Insurance Scheme beneficiaries during this COVID pandemic.

During the severe COVID-19 pandemic spread, in order to safeguard the people from the COVID-19 pandemic, and to render cashless treatment to the public, COVID-19 treatment cost for CMCHIS beneficiaries and general public has been revised in G.O.(Ms) No.251, Health and Family Welfare Department, dated 22.05.2021.

In addition for the benefit of the public, the Government have issued orders for the reduced package rates for RT-PCR test in G.O.(Ms) No.67, Health and Family Welfare Department, dated 23.02.2022 as detailed below:

- a) For the samples referred by the Government to Private Labs the RT-PCR testing cost for COVID-19 has been reduced from Rs.400/- to Rs.250/-

and for Pooled Samples the testing cost has been reduced from Rs.150/- to Rs.75/- under Chief Minister's Comprehensive Health Insurance Scheme.

- b) For non-Chief Minister's Comprehensive Health Insurance Scheme beneficiaries the RT-PCR testing cost for COVID-19 has been reduced from Rs.700/- to Rs.400/- and an amount of Rs.300/- (without change) has to be paid as an additional cost towards home visit.

**Beneficiaries treated for COVID, RT-PCR and Mucormycosis under Chief Minister Comprehensive Health Insurance Scheme (from 07.05.2021 to 31.03.2022)**

<b>Sl. No.</b>	<b>Treatment Details</b>	<b>Total No of Beneficiaries</b>	<b>Amount (Rs.)</b>
1	COVID	31,179	382.13 Crore
2	RT-PCR	32,23,064	182.64 crore
3	Mucormycosis	2056	594.29 lakh

**15.2 Corpus Fund under Chief Minister's Comprehensive Health Insurance Scheme**

The Government have sanctioned Rs.10 crore for creating corpus fund under the Chief Minister's Comprehensive Health Insurance Scheme since 2012 to enable the needy and poor people to undergo high cost surgical treatment like liver transplantation, renal transplantation, bone marrow transplantation, etc. as per the orders of the Hon'ble Chief Minister. As per G.O. (Ms.) No.320, Health and Family Welfare Department, dated 19.11.2012, 12.5% of claims amount in Government hospitals under CMCHIS was credited to corpus fund to mobilize funds. As per the G.O. (Ms.) No.22, Health and Family Welfare Department, dated 21.01.2016, an additional amount of Rs.25 crore was sanctioned for Corpus fund and totally Rs.35 crore has been sanctioned. Further to sustain the scheme, the revised sharing pattern for Government institution has been raised from 12.5% to 27%.

High End Procedures viz., 1. Heart transplantation, 2. Lung transplantation, 3.Heart and Lung transplantation 4. Auditory Brain Stem Implantation have been



added additionally. Under this fund, the excess amount over the annual ceiling limit of Rs.2 lakh for specialized surgeries will be met.

From 11.01.2012 to 31.03.2022, 11,444 beneficiaries have been benefitted and the total approved amount is Rs.916.17 crore for these high end surgeries from the Corpus Fund as per the following details:

Sl. No	Nature of Surgical procedure	Number of beneficiaries authorized	Amount (Rs. in crores)
1	Liver Transplantation	1,058	228.07
2	Renal Transplantation	3,847	150.62
3	Cochlear Implantation	4,805	343.75
4	Bone Marrow Transplantation and	1,525	153.25
	Stem Cell Transplantation		
5	Heart transplantation	140	25.73
6	Heart and Lung transplantation	21	5.59
7	Lung transplantation	18	4.22
8	Auditory Brain Stem Implantation	30	5.47
<b>Total</b>		<b>11,444</b>	<b>916.17</b>

**TNCMCHIS Top 20 Procedure Policy Wise  
Preauth Approved 11.01.2022 To 31.03.2022**

Sl. No.	Package Name	Nos	AMT (Rs.)
1	CMU0523 : MAINTANENCE HEMODIALYSIS FOR CRF (8 DIALYSIS) INCLUDING SEROPOSITIVE	41,465	364,917,230
2	CMU0121 : PALLIATIVE CHEMOTHERAPY (ANY REGIMEN)- MAXIMUM PAYABLE	4,949	21,222,599
3	CMU0002 : PTCA WITH STENT	3,383	228,506,020
4	CMU0409 : HEARING AID - RESERVED TO GOVT	2,351	19,741,500
5	CMU1003 : OP /ANY POISONING - CONSERVATIVE MANAGEMENT OR WITHOUT VENTILATORY SUPPORT ( WITH POLICE OFFICIAL SIGNED AR COPY )	2,180	9,886,450
6	CM1065 : Hernioplasty - Inguinal	1,876	19,909,150

7	CMU0106 -a-I : BREAST CANCER - DOSE DENSE AC (ADRIAMYCIN/CYCLOPHOSPHAMIDE) ; (DAY 1 - DOXORUBICIN 60MG/M2 IV, CYCLOPHOSPHAMIDE 600MG/M2 IV) ; REPEAT CYCLE - EVERY 14 DAYS FOR 4 CYCLES; FOLLOWED BY PACLITAXEL FOR 4 CYCLES	1,670	5,475,780
8	CMU0533 B : ISCHEMIC STROKE	1,619	15,050,275
9	CMU0957 -I-C : MANAGEMENT CHRONIC HEPATITIS B / C - ENTECAVIR 0.5MG 30 TABS	1,480	2,344,500
10	CMU0975 A-I-i-a : CHRONIC MYELOID LEUKEMIA (CML) - IMATINIB - LOW TO INTERMEDIATE RISK - IMATINIB 400MG ORALLY DAILY	1,397	2,914,150
11	CMU0230 D : TERM BABY HYPERBILIRUBINEMIA - PHOTOTHERAPY	1,266	4,234,400
12	CMU0135 -i-g : HEAD AND NECK CANCER - WEEKLY CISPLATIN ; CISPLATIN 40MG/M2 IV PER WEEK	1,243	2,392,300
13	CMU0106 -O : BREAST CANCER - AROMATASE INHIBITORS	1,235	1,492,500
14	CMU0106 -a-II : BREAST CANCER - PACLITAXEL (PRECEDED BY DOSE DENSE AC - 4 CYCLES) ; (DAY 1 - PACLITAXEL 175MG/M2) REPEAT CYCLE - EVERY 14 DAYS FOR 4 CYCLES	1,211	9,324,900
15	CMU0193 a : SURGICAL CORRECTION OF LONGBONE FRACTURE - NECK/ SHAFT OF FEMUR ORIF	1,168	25,676,298
16	CMU0451 : VITRECTOMY - MEMBRANE PEELING- ENDOLASER, SILICON OIL OR GAS	1,161	23,687,945
17	CMU0560 : MULTIMODAL THERAPY FOR AUTISM	1,137	5,692,600
18	CMU0496 : ACUTE MI (CONSERVATIVE MANAGEMENT WITHOUT ANGIOGRAM)	1,137	15,164,350
19	CMU0524 : PERITONEAL DIALYSIS/CAPD INCLUDING ERYTHROPOIETIN AND IRON	1,027	13,704,300
20	CMU0600 : URETERO RENOSCOPIC LITHOTRIPSY	1,011	21,421,876

#### **Innuyir Kappom – Nammai Kakkum 48 :**

Government of Tamil Nadu launched a new scheme “Innuyir Kaappom Thittam – Nammai Kaakkum 48” on 18.12.2021 as per G.O. (Ms.) No 564, Health and Family Welfare Department, dated 17.12.2021 to address the increasing death rates due to road traffic accidents.

Under this scheme 662 hospitals, including 222 upgraded government hospitals and 440 private hospitals are empanelled to facilitate the provision of medical treatment. Through this scheme, medical treatment is provided for victims of all road accidents happening within the borders of Tamil Nadu including those who are CMCHIS beneficiaries and Non CMCHIS beneficiaries, patients from other states and foreigners. Under this scheme treatment provided for 81 approved procedures

under Assurance mode at ceiling limit up to Rs.1 lakh per individual will be extended on a cashless basis on assurance mode.

United India Insurance Company, which implements the Chief Minister's Comprehensive Insurance Scheme is providing service under this scheme with state funds. The scheme will be taken up for analysis study after one year and will be continued to be implemented

From 18.12.2021 to 31.03.2022, 39,542 beneficiaries have been benefitted for approved amount of Rs.34.74 crores under the scheme.

The details are as follows:

Sl. No.	No. of road Accident			Approved amount in Crores		
	Government	Pvt	Total	Government	Pvt	Total
1.	34,878	4,664	39,542	26.70	8.04	34.74

#### **Establishment of additional KIOSK for enrolment :**

Registration of new beneficiaries under the Chief Minister's Comprehensive Medical Insurance Scheme in the Metropolitan Corporation area of Chennai is currently being done through the Enrolment Kiosk at the District Collector's Office. Considering the expansion of the Greater Chennai Corporation, to accommodate the growing population and for the convenience and benefit of the public in the Central and South Chennai areas, an Enrolment Kiosk has been set up at the old Regional Office-13 (opposite the Corporation Bus Depo Panagal Maligai, Saidapet, Chennai-15) and beneficiary enrolment is being done.

#### **Integration of the Pradhan Mantri Jan Arogya Yojana (PMJAY) with the ongoing Chief Minister's Comprehensive Health Insurance Scheme.**

The Government of Tamil Nadu have issued orders for the integration of PMJAY along with CMCHIS in the State in G.O.(Ms.) No.323, Health and Family Welfare Department, dated 02.08.2018. After integration with AB-PMJAY, CMCHIS beneficiaries will also get enhanced coverage upto Rs.5 lakh per family / per annum.

Hon'ble Prime Minister has launched this scheme on 23.09.2018 and this scheme is integrated with CMCHIS and implemented in Tamil Nadu. Under the scheme in Tamil Nadu around 77,81,087 poor and deprived rural families and identified occupational category of urban workers in the SECC data have been

identified. Gol have paid Rs.359.81 crore towards premium cost for the financial year 2020-2021.

Government of Tamil Nadu have allocated Rs.243.00 crore in the B.E. 2021-22 for CMCHIS converged with PMJAY in addition to Annual budget of Rs.1,046.00 crore for CMCHIS.

The hospitals empaneled under CMCHIS are providing coverage for PMJAY also including portability benefits to treat other State PMJAY beneficiaries.

**Sanctioned Staff Strength:**

<b>Sl. No.</b>	<b>Name of the Post</b>	<b>Sanctioned</b>
1	District Revenue Officer	1
2	Joint Director	1
3	Deputy Director	2
4	Chief Accounts Officer	1
5	Medical Officer	10
6	Typist	1
7	IEC Exper	1
8	Superintendent	1
9	MIS Expert	1
10	Assistant	1
11	Accounts Assistant	1
12	Computer Operator	3
13	Office Assistant	4
<b>Total</b>		<b>28</b>

## Chapter - 16

### “108” Ambulance Service

#### 16.1 “108” Ambulance Service

- ❖ Hon'ble Former Chief Minister Dr.Kalaingar M Karunanidhi has launched Free Emergency Ambulance Service in the year 15.09.2008 in Tamil Nadu. Each ambulance has one fully trained Emergency Medical Technician (EMT) who provides the pre-hospital care to victim and a Pilot (Driver).
- ❖ The Government of Tamil Nadu has initiated this project as a 24x7 hours service for the benefit of common public of Tamil Nadu.
- ❖ The “108” ambulances are deployed in all 38 districts across the State. At present 1,353 ambulances are under operation providing Basic Life Support, Advanced Life Support, Neonatal Care and 4 VVIP ambulances. In addition, 41 First Respondent Bike Ambulances also form part of ‘108’ service.

#### Details of Beneficiaries 2021-2022 (Up to March 22)

Sl. No.	Parameters	Beneficiaries for the year 2021-2022 (up to March 2022)
1.	Pregnant Mothers	4,93,841
2.	Road Traffic Accident	2,44,684
3.	Other Emergency	12,06,792
	<b>Total Beneficiaries</b>	<b>19,45,317</b>
4.	Tribal Cases	92,250
5.	Neonatal Cases	26,581
6.	Critical Lives Saved	98,959

- ❖ Response Time of 108 ambulances in over all metro was reduced to 7 minutes and 38 seconds setting new benchmark with global standards and Emergency across the state is responded urban in 12 minutes 17 seconds.
- ❖ 51,768 persons were benefitted during 2021-2022 (up to March 2022) under this First Responder Bike service.

**Budget / Expenditure: -****In Rs.**

Sl. No.	Head of Account	B.E.2021-2022	R.E.2021-22 Rs. Fixed	Expenditure for 2021-2022
1	2210-80-800-JF-30903	246,07,24,000	246,07,24,000	260,00,00,000
2	2210- 80-789 JB 30903	13,92,76,000	13,92,76,000	

**104 Health Help Line: -**

- ❖ 104 Health Help Line Services was launched on 30.12.2013.
- ❖ This is a 24x7 service through which people can get information and counseling regarding health schemes and Health issues.
- ❖ So far 23,14,534 persons from 2013 to Up to March 2022 have benefitted through 104 Health Help Line.
- ❖ Counselling for NEET Aspirants and Suicidal prevention help line has been started since on 16.09.2021.

**Budget /Expenditure: -**

Sl. No.	Fund received from DPH/NHM (2021-22)	Expenditure 2021-2022
1	3,25,32,200	2,83,47,718

**Drop Back Services (JSSK): -**

- ❖ 102-JSSK Scheme operated through Service provider, 100% free drop back service to delivered mothers and treated sick infants from Government Hospitals to their home.
- ❖ So far 2,44,066 numbers of cases (April 2021 to March 2022) are transported through this service. 99 vehicles are functioning under this service.

**Budget /Expenditure: -****In Rs.**

Sl. No.	Fund received from NHM (2021-2022)	Expenditure 2021-2022
1	13,67,00,000	12,07,00,000

**Free Hearse (Mortuary Van) Services: -**

- ❖ Free Hearse (Mortuary Van) Service in Tamil Nadu is operational for the past 11 years on through Service Providers.
- ❖ To transport the deceased from Government Medical Institution to their house or cremation ground. This service can be utilized by calling centralized call center No.155377.
- ❖ So far 1,77,559 numbers of cases (Up to March 2022) are transported through this service. 220 vehicles are functioning under this service in 38 districts.

**Budget / Expenditure: -****In Rs.**

<b>Sl. No.</b>	<b>Head of Account</b>	<b>B.E.2021-2022</b>	<b>R.E.2021-22 Rs. Fixed</b>	<b>Expenditure for 2021-2022</b>
1	2210-80-800 JK	31,25,00,000	31,25,00,000	31,25,00,000

**Sanctioned Staff Strength:**

<b>Sl. No.</b>	<b>Name of the Post</b>	<b>Sanctioned</b>
1	Deputy Director	1
2	Medical officer	1
3	Superintendent	1
4	Assistant	1
5	Computer Operator	1
6	Bio Medical Engineer	1
<b>Total</b>		<b>6</b>